


Feedback Analysis Report

2019-20

Meerut Institute of Engineering & Technology, Meerut												
Exit Feedback form Analysis (2016-2020)												
		Total Strength						759				
	Parameters	Excellent		Very Good		Good		Average		Below Average		Total
1	Rate the Physical Facility	135	17.79%	227	29.91%	277	36.50%	104	13.70%	16	2.11%	3.47
2	Rate the Library Facility	162	21.34%	267	35.18%	241	31.75%	72	9.49%	17	2.24%	3.63
3	Rate the computational and Internet Facility	148	19.50%	217	28.59%	226	29.78%	117	15.42%	45	6.72%	3.38
4	Rate the Grievances address by department/Institute	145	19.10%	209	27.54%	248	32.67%	106	13.97%	22	6.72%	3.38
5	Rate your satisfaction level in terms of on-campus and off campus placement support provided by the MIET	169	22.27%	189	24.90%	207	27.27%	133	17.52%	61	8.04%	3.35
6	Rate the general discipline of the department/Institute	154	20.29%	257	33.86%	243	32.02%	89	11.73%	16	2.11%	3.58
7	Rate the overall ambience of the department/Institute	154	20.29%	220	28.99%	278	36.63%	88	11.59%	15	2.50%	3.53
8	Rate the Trainings provided by the department/Institute	152	20.03%	196	25.82%	259	34.12%	110	14.49%	33	5.53%	3.40
9	Rate the Teaching Learning Process of the department	184	24.24%	244	32.15%	239	31.49%	66	8.70%	26	3.43%	3.65
10	Rate the level of your expectation that MIET has fulfilled	123	16.21%	202	26.61%	270	35.57%	129	17.00%	35	4.61%	3.32
11	Any Other Comments/Suggestion											



S.NO	Roll no	Name	Branch	Placed (Y/N)	comment
1	1606810157	Kamal Kumar Saini	CS	N	Add on more training programmes. Do collaborate with companies, try to bring core companies more
2	1606810154	Jessuir Speuer	CS	Y	should focus on practical more.
3	1606810350	Urvashi Tomar	CS	Y	should also fopcus on practicals more, should also provide the clear prespective regarding everthing to students
4	1648710020	Shahzad ali	CS	N	overall good & excellent
5	1748710901	Apurva Pandey	CS	N	Behaviour of guards on gate is worst
6	1748710903	Pradipti Singh	CS	N	nice college and helping staff
7	1606810167	Kushagra Agarwal	CS	Y	Inclusion of international seminar in curriculom was good decision. Similar event must be regularly organized. My real grievance is form education system. Hope NEP20 will bring reforms.
8	1606810168	Lakshay	CS	Y	there should be atleast one lecture for sports every day
9	1606810170	Madhav Tyagi	CS	Y	should focus on training regarding deparment rather than teaching
10	1606810103	Ayush Arora	CS	N	research based on project based learning should be applied role learning methodolgy should be avoided focus on self learning competitive learning
11	1606810100	Avantika Mittal	CS	N	nice experience through my B.tech for taking admission in this college
12	1606810108	Ayushi agarwal	CS	Y	including of even a little co-ciricular activities for students, rather sitting from 9 to 5
13	1606810351	utkarsh agarwal	CS	N	scope of imploment placement, study structure, almosphe is still school like, there is noting college like.
14	1606810096	Atul chaudhary	CS	Y	in cs department the major difference comes on skills, or not on campus/university. The major work of the college is to provide expossive which miet lag at. Please start more hackathons, algorithm question and mentorship
15	1606810345	Ujjawal saxena	CS	Y	please provide coding on systems. Rather than performing them on white boards & please form a proper structure for scheduling labs for coding & please clone cancel labs sf your stayboars haven't finished
16	1606810342	Tushit agarwal	CS	Y	can improve inteaching and teacher, support for practical knowledge



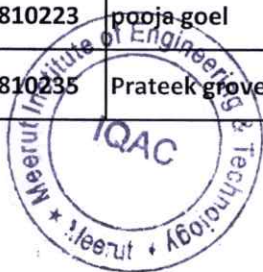
17	1606810353	Uttkarsh	CS	Y	contact me personally, I'll tell in detail
18	1606810359	Varit garg	CS	Y	<p>1 focus more on data structure algorithm</p> <p>2.create coding clubs- coding means here data structure, algorithms & competitive coding from 1yr itself</p> <p>3. no good company visit campus, learn from college of NCR, how to call companies</p> <p>4.no focus for preparing students for product based companies</p> <p>5. only 2 lakh, 1lakh wali startup visit the campus. (which is just a joke on the name of placement)</p> <p>6.focus on skills rather than attendance, students already knows how to pass semester exams</p> <p>7.Teacher should know that ultimate goal is placement not masks so must focus more of skills required in industries.</p> <p>8. atleast accenture, Bosch hashed & n, samsung like companies visit the campus so that skilled students get better placement.</p>
19	1606810083	Arjun srivastava	CS	Y	there should be summer trainings of placements at he start of first year.
20	1606810076	Anurag yadav	CS	Y	don't exploit students for money like hostel fees
21	1606810152	Himanshu shukla	CS	Y	make students learn new skills rather then facing then fs attendance and marks
22	1606810151	Himanshu sharma	CS	Y	it was a wonderful experience being here being from tier 3 city I have learn a lot and was capble to baggarg many great placement of campus.
23	1606810150	himanshu gupta	CS	Y	add intership programms
24	1606810111	ayush omray	CS	Y	please in too duce more. Personality development activities in college along with curriculum studies
25	1606810114	bhaskar arya	CS	Y	no time for self growth. And most of the teacher do not help in project on do not about it. Study should be project/practical apmoach
26	1606810364	vidhi tyagi	CS	Y	instead of just focussing on the theoritical knowledge only practical and project should be focussed on more
27	1606810363	venkat	CS	N	very good utmosphere in campus
28	1606810302	shivansh chaudhary	CS	Y	rather just focusing on learning, more focus should be on practicality and discipline in the campus is one thing that most has to be taken care of
29	1606810294	shiyam yadav	CS	Y	college facility needs to improve traing process for cs department




30	1606810293	shivam vats	CS	Y	more coding practice session must be including rather than theory knowledge
31	1606810143	harsh gupta	CS	Y	please do include some sports activities in the college curriculum. Also try to organise various webinar in upcoming technology
32	1606810207	naman chikana	CS	Y	given that we're affiliated by aktu we have to study/ teach these subjects. But it would be better for students to focus on coding rather than percentage/attendance. Maybe select a few students and given them freedom. (for attendance)
33	1606810281	sarthak dhasmana	CS	Y	don't focus on theory. Maybe classes enteractive practical oriented
34	1606810125	dheeraj giri	CS	N	better internship & training (onritco) opportunities for 3rd year students
35	1606810246	priyash srivastava	CS	Y	promote extra curicullam promote college likerature fest, college will be brighted a wt
36	1606810313	shubham	CS	Y	change the teaching methodly bring code to cs students seriously techers focus more on acadmic rather than skills
37	1606810308	shreya geol	CS	Y	the college is overall good that but is need to improve its ambensene a little bit.
38	1606810307	Shreya Bishnoi	CS	Y	training sessions for placements and other devlopmental activities are good
39	1606810138	Gaurav goswami	CS	Y	professionalism should be taought to all teaching/non teaching staff
40	1606810270	Riya singh	CS	Y	try to do things praticallly rather than theortical
41	1628510004	Bipin kumar	CS	N	I am bipin kumar than are good facilityes and envairment, so I am improve from this college
42	1606810194	Mohd wael	CS	Y	experience colod have been better if placement deparment arranges placement in higher package providing campanies
43	1606810262	Rishabh rastogi	CS	Y	don't behave badly with any student just because his dues anen't cleared on time
44	1606810334	Tanya thapar	CS	Y	should try to focus more on practical knowledge
45	1606810290	shivam gupta	CS	N	provide more trainings which are required according to the industry joint of view and more practical knowledge rather just exam and pass
46	1606810291	shivam sorona	CS	Y	implement ac in classrooms, focus more on technical knowledge than assignments




47	1606810289	shivam garg	CS	Y	should focus to develop the programming skills ion the early duration of course
48	106810188	mehul varshney	CS	Y	college never support to final year students many teachers are baised and they take wrong actions dur to their ego.
49	1606810056	amrit jain	CS	Y	please improve coding skills rather than sales force AWS etc dcrease one/two academic lectures and add coding labs
50	1606810184	mayank jindal	CS	Y	library and study level has to be increased and placement too
51	1606813017	divyansh jindal	CS	Y	need to do work labes
52	1606810373	vivek gupta	CS	Y	nice to be a part of MIET
53	1606813040	Rishabh	CS	Y	faculties are not skilled and very inresponsible towards their duties. Internal marks are not given fairly and that makes students ineligibile to sit in placement derive. Overall experience was worst. I could have hated below zero, literally no MNC visit the campus to hire. there are take placement packages shown on social media to attract innocent students. if someone has done B.tech from MIET and after that he does some higher studies from abuoad on other college then MIET did noting in his her placement so shop showing those fake posts on your social media accounts. faculties are inresponsible at true hieghts. they don't even check your sessional sheets and marks you absent. i was asked to write the truth. so i wrote if iwas asked to write good things then i world have thought about that too.
54	1606813055	tanmay garg	CS	Y	improve sports facilities for students
55	1606810054	amit kashyap	CS	Y	overall good experience
56	1606810057	anamika kaushik	CS	N	after spending 4 years of my life, thankyou for making us stupendeous students and person
57	1606810179	mansi mishra	CS	Y	provide trainig industrial demand technologies according to
58	1606810181	mayank chauhar	CS	Y	guidau about fresher from ist year telling about how comhensive coding is imp
59	1606810223	pooja goel	CS		should improve learning process so that student can learning basic subject stocam in well manner
60	1606810235	Prateek grover	CS	Y	marks don't define a student, but in MIET they are considered the defining factor, so no one should work on that.



61	1606810229	pragya mittal	CS	Y	the teacher who used to teach us in first and second year were mostly excellent, but from third year (particularly sem 6) we were not taught by a good teachers. Also the classes are dirty and its very intolerable during slot weather.
----	------------	---------------	----	---	---



S.NO	Roll no	Name	Branch	Placed (Y/N)	comment
1	1606813012	Ashutosh agarwal	IT	Y	provide the lab training rather than theoretical knowledge
2	1606813045	shivam	IT	Y	improve teacher and training quality, your teachers have zero real development/coding experience
3	1606813042	shashank maan	IT	Y	at least 1 or 2 free games lectures must be provide within a week equipment provide by the campus for playing
4	1606813049	shubham kumar	IT	Y	make discipline a priority
5	1606813052	sohan sharma	IT	Y	teach student placement related things more than books, etc
6	1606813058	utkarsh gupta	IT	N	provide a practical learning have approach and should than for real problem senario
7	1606813031	nikhil kumar	IT	Y	faculties teaching the newly introduced subject must be well trained in the subject prior to giving lectures to students
8	1606813001	abhishek kumar	IT	N	1. should focus on practicals rather placing exams 5-6 times a semester 2. should concentrate on fulfilling the aspiring skills of the candidate 3. should focus on teaching about nations culture and weritage
9	1606800037	mohd ajmal	CIVIL	N	there is a need of experience faculty who have good teaching skills and deep knowledge of subject
10	1606800055	saiyyam kueshreshtha	CIVIL	N	al though college life is oridinarily very good, but MIET heep is to make it excellent, in terms of academics, faculty, cordination and the overall student staff
11	1606800034	mayank jangid	CIVIL	N	lots of moments, gonna miss that all
12	1606800071	vinay choudhary	CIVIL	N	please improve sports facilities
13	1748800911	lalit kumar	CIVIL	N	good campus but not support finenesely weakly student
14	1648800016	shubham kumar	CIVIL	N	exam me bacho ko pass pass baithna chahiye khas kar objective vaale me
15	1606840084	mukul kumar	UNKNOWN	N	good teachers leave the institute
16	1606810209	neha gupta	UNKNOWN	Y	in our college no guidance is provided to students regarding what all the options that they can go ahead with along with that emphasines should be done, one practical knowloedge rather than just going on with the Irekish stuffs. At go also one very important point that i feel is that students are not at all aware about competative programmimg. there is not a very good coding culture in the college. in many very good colleges other than IIT's and NIT's this culture is followed and this helps the students in the very in final year of their engineering that whatis it's importance. also along with that submission of projects should be made strict so that students will learn as latest technologies. hope this helps thankyou
17	1606813044	shashwat rai	UNKNOWN	Y	please support the student of your college in campus placement. I was reject by wipro in HR round and in TCS in technical round because of the pythatic reason of two years of gap inmy education. My aggrigate score is 84% till 3rd year but I have not got you support form placement team.
18	1606854049	pankhuri saxena	BT	N	proper placement details were not provide
19	1606854042	muskan Kapoor	BT	N	can work on inprastructure and hygine
20	1606854036	malvika mishra	BT	Y	an overall good experiance learned a lot





21	1606854015	arshita jindal	BT	N	allow restriction for boys also else do not restrict girls from going home. Internet should be easily assesable which is not. It is accesble only in computer labs for institiute computers
22	1606854020	ayesha sanober	BT	N	more experienced faculties should be seruited experienced and docteral ever faculties must be treasured and kept in the college e library facility must be provided
23	1606854007	akash gupta	BT	Y	hostel management is not good
24	1606854004	Aditya tyagi	BT	Y	deaprtment requires of proper handling and consitancy



S.NO	Roll no	Name	Branch	Placed (Y/N)	comment
1	1606831038	Deepanshu sharma	EC	Y	I have mentioned this several times before that there must be a good sports environm
2	1606831053	ishank choudhary	EC	Y	you should more focus on placement oriented studies rather than subject knowledge
3	1606831013	Aman garg	EC	Y	spending 4 years in this college is and excellent experience
4	1606831102	rohit kumar	EC	Y	1. college needs to be more focused on sports facilities for students there is no cricket, football ground 2. their should be atleast 2 games periods in a week for every year
5	1606831118	shalini tyagi	EC	Y	let the student dream, I know studies are important but let them be involved in extra cirrcular also and learning more trophies for the college like our vollyball tear(girls) did
6	1606831125	shivi teotia	EC	Y	a bit lineency to students by not making it much as a school
7	1606831114	sanyam sharma	EC	Y	education quality can be improved
8	1506831075	kaustubh vats	EC	N	scope of improvement in registror office, as they do not listen of them
9	1606831108	sagar sharma	EC	Y	please focus more on developing the skills of students rather than taking theory calsses 24*7
10	1606831144	vinod kumar joshi	EC	Y	more focus on summer internship/training
11	1606831143	vidushi bansal	EC		MIET is wonderful college. Thankyou for making college life memorable on. I learnt a lot.
12	1606831079	nitin shrivastava	EC	Y	improve the library system students must have proof of issued books
13	1606831081	parul tomar	EC	Y	to provide more tech labs in institiute
14	1606831083	Persis	EC	Y	please try to bring more companies for hiring of electronics engineering
15	1606831022	Asshita Garg	EC	Y	focus on more practical work. Never break the chain of improvement with every passing year. Bye MIET thankyou for making me a better person
16	1606831095	Rajan Tyagi	EC	N	overall excellent
17	1606831046	Gargi Kaushik	EC	Y	increase the time of issuing of library books
18	1728540906	somjeet kumar	ME	N	this college is guidance of very serious problem solved and support the student
19	1606840107	rajat dhaka	ME	Y	plz do not send take emails regarding company visiting
20	1606840173	virat chaudhary	ME	N	do something for mechanical students call the companies in campus of core industries, make the placement at good package
21	1606840109	rajul ahlawat	ME	N	improve placement for mechanical
22	1606840171	vikas kumar	ME	N	placement is too low in mechncal field please improve it
23	1606840176	vivek kumar mogha	ME	Y	every department should have its own libeary in its building rather than the central library
24	1606840158	tushar saini	ME	N	don't just focus on emanis and staff. Just hold more minds towards the innovation and practical field knowledge
25	1606840113	rishabh singh	ME	Y	involve multiple project through out four year. Not just one or two
26	1606840162	utkarsh sangal	ME	Y	proper orientation to be given for each department students, so each students can get to know the required job skills and completely utilize the instiute potential facilities



27	1606840160	umang tyagi	ME	N	college have to focus on trainings which are related to industries and through which student got placement in companies.
28	1606840171	sarthak rana	ME	N	infrastructure must be improved
29	1506840188	shray	ME	N	core company placement are nill (we expect some good company) but instead get MBA, or 10k salery company which we can also get own our own
30	1606840083	mukul anand sharma	ME	N	should also focus on branches other than coumputer sicence
31	1606840087	navneet sapnawat	ME	N	engineer can not be a mugger
32	1606840103	pulkit sharma	ME	N	mechanical students should be given proper practical knowledge that will be used in further life such as CVC,VMC programming. Placement should be increased in core companies, placement cell has to provide proper information regarding the company they are going to place not consultancy service should be stop in college placement that will cause disturbarnce. practical knowledge and practical examination should be enhanced in mechnical so that students dont feel dull when they go to indutries. indutrial visits has to made compulsory for all students so that no one can leave who wanna go.
33	1606840143	shubham kumar	ME	N	lack of support for preparing of exams related to core companies for placements
34	1606840146	siddhant areen	ME	N	please focus on concept based learning rather than focusing only on marks, defintly it will creativity and same time on students
35	1748840924	vijay singh	ME	N	no everything in great
36	1606840135	shubh maheshwari	ME	Y	very less space in library for sitting prupose, no proper canteen, improve placement and mehcnical
37	1606840132	shivang dixit	ME	N	teachers nature s way of teaching is superb but management and administration department are below average
38	1606840100	praddymn bhatnagar	ME	N	should provide more exposure and interaction oppotunities for students
39	1606840104	rahul goswami	ME	N	all admafphere in campus good of well of faculty staff is also good. Placement problem is more defucult
40	1606840129	shivam swami	ME	Y	1. need to spend more on infrastucture for students rather than spending on administration block. 2. need to focus on pracjca; education for students and not just on attendance and gaining marks. 3. allow students to take part in physical activities
41	1606840126	sarvesh tiwari	ME	N	need to more concentrate on practical rather than theory. Teachers who teach ist year students are very very helpful and kind nature




Parameters of Feedback on which feedback is taken

S.No.	Parameters
1	Curriculum and Syllabi of the Courses
2	Usage of teaching aids and ICT in the class by faculty to facilitate teaching
3	Punctuality & Regularity in the Class
4	Command in subject
5	Progress & coverage of syllabus
6	Delivery of structured lecture i.e topics are covered sequentially and in planned manner
7	Communication skills
8	Class control
9	Skill of linking subject to life experience & creating interest in the subject
10	Quality of assignments & study material
11	Shares the answers of class tests or sessional test questions after the conduct of the class tests/sessional tests.
12	Fairness in the assessment processes (Sessional exams Quiz, Assignments, etc.)
13	Opportunities for out of class room learning (guest lectures, seminars, Content beyond the syllabus)
14	Helps students in realizing their strengths, developmental needs and career goals
15	Overall Learning Experience

Session:: 2019-20odd Branch:: BPH Semester:: 1 Section:: A

S.No.	Faculty Name	Subject Code	No. Of Student	Poor	Average	Good	Very Good	Excellent	Feed Back
1	Dr. Vipin Kumar Garg	BP-101T	24	0 (0%)	0 (0%)	0.3 (9.1%)	1.8 (45.5%)	2.3 (45.5%)	4.36
2	Dr. Anurag	BP-102T	24	0 (0%)	0 (0%)	1.1 (36.4%)	1.8 (45.5%)	0.9 (18.2%)	3.82




3	Dr. Anoop Kumar	BP-103T	24	0 (0%)	0.2 (9.1%)	1.1 (36.4%)	1.5 (36.4%)	0.9 (18.2%)	3.64
4	Dr. Anjana Sharma	BP-104T	24	0 (0%)	0 (0%)	0.8 (27.3%)	1.5 (36.4%)	1.8 (36.4%)	4.09
5	Mrs. Renu Sharma	BP-105T	24	0 (0%)	0 (0%)	0.3 (9.1%)	2.5 (63.6%)	1.4 (27.3%)	4.18
6	MS. PREETI CHAUDHARY	BP-106RBT	24	0 (0%)	0 (0%)	0 (0%)	1.8 (45.5%)	2.7 (54.5%)	4.55
7	MRS. MONIKA MALIK	BP-106RMT	24	0 (0%)	0 (0%)	0.3 (9.1%)	2.2 (54.5%)	1.8 (36.4%)	4.27

Session:: 2019-20odd Branch:: BPH Semester:: 3 Section:: A

S.No.	Faculty Name	Subject Code	No. Of Student	Poor	Average	Good	Very Good	Excellent	Feed Back
1	Dr. Sachin Kumar	BP-301T	20	0 (0%)	0.1 (3%)	0.5 (16.7%)	1.8 (43.9%)	1.8 (36.4%)	4.14
2	Dr. Ritesh Kumar	BP-302T	20	0.1 (9.1%)	0.3 (16.7%)	0.8 (25.8%)	0.9 (22.7%)	1.3 (25.8%)	3.39
3	MS. RUPALI SHARMA	BP-303T	20	0.1 (10.6%)	0.1 (4.5%)	0.7 (24.2%)	1.4 (34.8%)	1.3 (25.8%)	3.61
4	Dr. Nitin Sharma	BP-304T	20	0.1 (7.6%)	0 (0%)	0.4 (13.6%)	1 (24.2%)	2.7 (54.5%)	4.18
5	Ms. Meenakshi	BPH-PDP	20	0 (1.5%)	0.1 (3%)	0.2 (7.6%)	2.1 (53%)	1.7 (34.8%)	4.17
6	Dr. Hema Negi	KVE-301	20	0 (0%)	0.1 (3%)	0.3 (10.6%)	1.5 (37.9%)	2.4 (48.5%)	4.32
7	Dr. Sachin Kumar	BP-305P	20	0 (0%)	0 (0%)	1.2 (40.9%)	2.4 (59.1%)	0 (0%)	3.59
8	Dr. Ritesh Kumar	BP-306P	20	0.4 (36.4%)	0 (0%)	0.4 (13.6%)	2 (50%)	0 (0%)	2.77
9	MS. RUPALI SHARMA	BP-307P	20	0 (0%)	0 (0%)	0.5 (18.2%)	3.3 (81.8%)	0 (0%)	3.82
10	Dr. Shobhit Kumar	BP-308P	20	0 (4.5%)	0.5 (22.7%)	0.5 (18.2%)	2.2 (54.5%)	0 (0%)	3.73


Session:: 2019-20odd Branch:: BPH Semester:: 5 Section:: A



S.No.	Faculty Name	Subject Code	No. Of Student	Poor	Average	Good	Very Good	Excellent	Feed Back
1	Dr. Sachin Kumar	BP-501T	25	0.1 (7.6%)	0.2 (9.1%)	0.5 (16.7%)	2 (50%)	0.8 (16.7%)	3.59
2	MS. RUPALI SHARMA	BP-502T	25	0 (0%)	0.2 (9.1%)	0.4 (13.6%)	1.9 (47%)	1.5 (30.3%)	3.98
3	Ms. Preeti Chaudhary	BP-503T	25	0 (0%)	0 (0%)	0 (0%)	0.2 (4.5%)	4.8 (95.5%)	4.95
4	Mrs. Sanjana Datta Das	BP-504P	25	0 (0%)	0 (0%)	0.5 (18.2%)	1.2 (30.3%)	2.6 (51.5%)	4.33
5	Mrs. Sanjana Datta Das	BP-504T	25	0.1 (13.6%)	0 (0%)	0.4 (13.6%)	1.9 (48.5%)	1.2 (24.2%)	3.7
6	Dr. Shobhit Kumar	BP-505T	25	0 (4.5%)	0.1 (6.1%)	0.6 (21.2%)	0.9 (22.7%)	2.3 (45.5%)	3.98
7	Mr. Nishant Kumar	BP-506P	25	0 (0%)	0 (0%)	0.1 (3%)	1.8 (45.5%)	2.6 (51.5%)	4.48
8	Dr. Vrish Dhvaj Ashwlayan	BP-507P	25	0.2 (15.2%)	0.2 (9.1%)	0.6 (21.2%)	1 (24.2%)	1.5 (30.3%)	3.45
9	Ms. Minakshi Singh	BPH-PDP5	25	0.1 (7.6%)	0.1 (6.1%)	0.6 (19.7%)	2.1 (51.5%)	0.8 (15.2%)	3.61

Session:: 2019-20odd Branch:: BPH Semester:: 7 Section:: A

S.No.	Faculty Name	Subject Code	No. Of Student	Poor	Average	Good	Very Good	Excellent	Feed Back
1	Dr. Anurag	RPH-733	22	0 (0%)	0.2 (9.1%)	1 (31.8%)	1.4 (34.1%)	1.3 (25%)	3.75
2	Mr. Nishant Kumar	RPH-734	22	0 (0%)	0 (0%)	0.9 (29.5%)	1.8 (45.5%)	1.3 (25%)	3.95
3	Mr. Nishant Kumar	RPH-734P	22	0 (0%)	0.1 (4.5%)	0.4 (13.6%)	1.8 (45.5%)	1.8 (36.4%)	4.14
4	Mr. Avnesh Kumar Singh	RPH-735	22	0 (0%)	0.6 (31.8%)	0.8 (27.3%)	1.3 (31.8%)	0.5 (9.1%)	3.18
5	Mr. Avnesh Kumar Singh	RPH-735P	22	0 (0%)	0.1 (4.5%)	0.8 (27.3%)	2.4 (59.1%)	0.5 (9.1%)	3.73
6	Dr. Satish Kumar Gupta	RPH-736	22	0 (0%)	0 (0%)	0.5 (15.9%)	2.6 (65.9%)	0.9 (18.2%)	4.02



7	Dr. Satish Kumar Gupta	RPH-736P	22	0 (4.5%)	0.1 (4.5%)	0.5 (18.2%)	2.2 (54.5%)	0.9 (18.2%)	3.77
8	Mr Ankit Gupta	RPH-737	22	0 (0%)	0 (0%)	0.8 (27.3%)	2.4 (59.1%)	0.7 (13.6%)	3.86
9	Mr Ankit Gupta	RPH-737P	22	0 (0%)	0.1 (4.5%)	0.5 (18.2%)	2.4 (59.1%)	0.9 (18.2%)	3.91
10	Mr Ankit Gupta	RPH-738	22	0 (0%)	0 (0%)	1 (31.8%)	2.2 (54.5%)	0.7 (13.6%)	3.82

Session:: 2019-20odd Branch:: BTE Semester:: 3 Section:: A

S.No.	Faculty Name	Subject Code	No. Of Student	Poor	Average	Good	Very Good	Excellent	Feed Back
1	MR. ARPESH SINGH	IOP-LINUX	43	0.4 (40.8%)	0.2 (9.5%)	0.6 (20.5%)	0.4 (9.5%)	1 (19.7%)	2.58
2	Ms. Neha Dixit	IOP-SAP	43	0.1 (14%)	0.1 (6.3%)	0.6 (20.3%)	0.4 (11%)	2.4 (48.4%)	3.74
3	Mr.Mohoshin Mandal	KAS-301	46	0 (0.8%)	0 (0.4%)	0.2 (7.3%)	0.7 (18.6%)	3.6 (72.9%)	4.62
4	DR. MADHUKAR SHARMA	KAS-304	46	0.1 (6.3%)	0.1 (3.4%)	0.4 (14.2%)	1.2 (30.8%)	2.3 (45.3%)	4.05
5	Dr. Nishant Srivastava	KBT-301	46	0.4 (39.9%)	0.2 (9.1%)	0.6 (19.8%)	0.5 (13.6%)	0.9 (17.6%)	2.6
6	Dr. Ashima kathuria	KBT-302	46	0.1 (8.9%)	0.1 (4%)	0.4 (12.5%)	0.7 (18%)	2.8 (56.7%)	4.1
7	Mr. Sandeep Sirohi	KBT-303	46	0 (0%)	0.1 (2.6%)	0.1 (4.7%)	0.5 (12.8%)	4 (79.8%)	4.7
8	Mr. D.V. Surya Prakash	KBT-351	46	0.1 (6.3%)	0 (0.4%)	0.2 (5.1%)	0.7 (17.4%)	3.5 (70.8%)	4.46
9	Dr. Ashima kathuria	KBT-352	46	0.1 (8.9%)	0.1 (3.8%)	0.3 (10.5%)	0.8 (20.9%)	2.8 (55.9%)	4.11
10	Mr. Sandeep Sirohi	KBT-353	46	0 (0.4%)	0.1 (2.6%)	0.2 (5.3%)	0.5 (12.8%)	3.9 (78.9%)	4.67
11	MS_VRINDA SHARMA	KNC-301	46	0.2 (15%)	0.3 (16%)	0.5 (16.2%)	0.8 (20.6%)	1.6 (32.2%)	3.39

Session:: 2019-20odd Branch:: BTE Semester:: 5 Section:: A



S.No.	Faculty Name	Subject Code	No. Of Student	Poor	Average	Good	Very Good	Excellent	Feed Back
1	Dr. Neha Mittal	IOP-MATLAB	17	0 (1.1%)	0.1 (4.8%)	0.8 (26.7%)	1.4 (35.8%)	1.6 (31.6%)	3.92
2	Dr. Ajay Kumar Singh	IOP-Python	17	0 (1.1%)	0.1 (5.9%)	0.4 (13.4%)	1.1 (26.7%)	2.6 (52.9%)	4.25
3	Mr. D.V. Surya Prakash	IOP-SAP	17	0 (1.1%)	0.2 (8.6%)	0.9 (29.4%)	0.6 (14.4%)	2.3 (46.5%)	3.97
4		RBT-053	16	0.1 (6.3%)	0.1 (5.1%)	0.4 (12.5%)	1.5 (38.6%)	1.9 (37.5%)	3.96
5	Dr Sonam Chawla	RBT-501	24	0 (4.5%)	0.2 (8.7%)	0.6 (18.6%)	1.1 (28%)	2 (40.2%)	3.91
6	Dr. Suman Lata	RBT-502	24	0 (1.5%)	0.1 (3.8%)	0.4 (11.7%)	1 (25%)	2.9 (58%)	4.34
7	Mr Neeraj Agrawal	RBT-503	24	0.1 (6.1%)	0.2 (12.1%)	0.8 (25.4%)	1.2 (29.9%)	1.3 (26.5%)	3.59
8	Dr Abhishek Ajmani	RBT-551	24	0.1 (7.2%)	0.2 (8.3%)	1.1 (36.4%)	0.7 (17%)	1.6 (31.1%)	3.56
9	Dr. Suman Lata	RBT-552	24	0 (1.1%)	0.1 (4.5%)	0.3 (10.2%)	0.8 (20.5%)	3.2 (63.6%)	4.41
10	Mr Neeraj Agrawal	RBT-553	24	0 (4.5%)	0.2 (11.7%)	0.9 (30.3%)	1.2 (29.2%)	1.2 (24.2%)	3.57
11	Dr. Gourav Mishra	RBT-554	24	0.1 (8%)	0.1 (7.2%)	0.5 (16.7%)	1.5 (38.3%)	1.5 (29.9%)	3.75
12	Mr. Shailendra Kumar Singh	RUC-501	24	0 (1.5%)	0.1 (5.3%)	0.4 (14.4%)	1.2 (29.2%)	2.5 (49.6%)	4.2

Session:: 2019-20odd Branch:: BTE Semester:: 7 Section:: A

S.No.	Faculty Name	Subject Code	No. Of Student	Poor	Average	Good	Very Good	Excellent	Feed Back
1	Ms. Aditi Singh	IOP-MATLAB	14	0.2 (17.5%)	0.5 (26.6%)	0.4 (14.9%)	0.9 (22.1%)	0.9 (18.8%)	2.98
2	Mr. D.V. Surya Prakash	IOP-SAP	14	0 (1.3%)	0.1 (6.5%)	0.7 (24.7%)	0.9 (21.4%)	2.3 (46.1%)	4.05
3	Mr Neeraj Agrawal	RBT-070	17	0.2 (20.9%)	0.4 (19.8%)	0.7 (21.9%)	0.8 (19.8%)	0.9 (17.6%)	2.94



4	Dr Abhishek Ajmani	RBT-701	17	0.3 (31.6%)	0.6 (28.9%)	0.4 (13.4%)	0.6 (16%)	0.5 (10.2%)	2.44
5	Dr. Yuvraj	RBT-702	17	0.2 (18.7%)	0.1 (7.5%)	0.5 (17.1%)	1.4 (35.8%)	1 (20.9%)	3.33
6	Dr. Yuvraj	RBT-751	14	0.2 (20.1%)	0.4 (17.5%)	0.5 (15.6%)	0.9 (21.4%)	1.3 (25.3%)	3.14
7	Dr Abhishek Ajmani	RBT-752	14	0.3 (33.1%)	0.5 (26%)	0.5 (18.2%)	0.5 (12.3%)	0.5 (10.4%)	2.41

Session:: 2019-20odd Branch:: CHE Semester:: 3 Section:: A

S.No.	Faculty Name	Subject Code	No. Of Student	Poor	Average	Good	Very Good	Excellent	Feed Back
1	Dr. Alka Chaudhary	Kas-301	16	0.1 (6.3%)	0 (0%)	0 (0.6%)	0.2 (5.7%)	4.4 (87.5%)	4.68
2	Mr. Avdesh Singh Pundir	KCH-301	16	0.1 (6.3%)	0 (0%)	0 (0.6%)	0.1 (2.8%)	4.5 (90.3%)	4.71
3	Dr. Neha Sharma	KCH-302	16	0.1 (6.3%)	0 (0%)	0 (0.6%)	0.1 (1.7%)	4.6 (91.5%)	4.72
4	Mr. Ajay Kumar Jain	KCH-303	16	0.1 (6.3%)	0 (0%)	0 (1.1%)	0.1 (3.4%)	4.5 (89.2%)	4.69
5	Dr. Neha Sharma	KCH-351	16	0.1 (6.3%)	0 (0%)	0 (0.6%)	0.1 (2.8%)	4.5 (90.3%)	4.71
6	Mr. Ajay Kumar Jain	KCH-352	16	0.1 (6.3%)	0 (0%)	0 (0.6%)	0.2 (5.7%)	4.4 (87.5%)	4.68
7	Dr. Sunil Rajoriya	KCH-353	16	0.1 (6.3%)	0 (0%)	0 (1.1%)	0.2 (4%)	4.4 (88.6%)	4.69
8	Ms. Ravinder Kaur	KNC-301	16	0.1 (6.3%)	0 (0%)	0 (0.6%)	0.1 (2.8%)	4.5 (90.3%)	4.71
9	Dr. Anand Mohan	KOE-032	16	0.1 (6.3%)	0 (0%)	0 (0.6%)	0.2 (4%)	4.5 (89.2%)	4.7

Session:: 2019-20odd Branch:: CHE Semester:: 5 Section:: A

S.No.	Faculty Name	Subject Code	No. Of Student	Poor	Average	Good	Very Good	Excellent	Feed Back
1	Ms. Ritika Mukherjee	RAS-501	7	0.1 (5.2%)	0 (0%)	0 (1.3%)	0.9 (22.1%)	3.6 (71.4%)	4.55



2	Ms. Madhu Singh	RAS-502	7	0.1 (6.5%)	0 (1.3%)	0.5 (18.2%)	0.6 (14.3%)	3 (59.7%)	4.19
3	Dr. Sunil Rajoriya	RCH-052	7	0 (0%)	0 (0%)	0 (1.3%)	0.8 (20.8%)	3.9 (77.9%)	4.77
4	Dr. Vibhu Trivedi	RCH-501	7	0 (3.9%)	0.3 (15.6%)	0.1 (3.9%)	0.5 (11.7%)	3.2 (64.9%)	4.18
5	Mr. Ajay Kumar Jain	RCH-502	7	0.1 (5.2%)	0 (0%)	0.1 (3.9%)	1 (26%)	3.2 (64.9%)	4.45
6	Ms. Divya Agarwal	RCH-503	7	0.1 (5.2%)	0 (1.3%)	0.1 (2.6%)	0.8 (20.8%)	3.5 (70.1%)	4.49
7	Dr. Vibhu Trivedi	RCH-551	7	0.2 (18.2%)	0 (1.3%)	0.2 (5.2%)	0.4 (9.1%)	3.3 (66.2%)	4.04
8	Dr. Vibhu Trivedi	RCH-552	7	0.1 (5.2%)	0.3 (14.3%)	0.2 (5.2%)	0.6 (14.3%)	3.1 (61%)	4.12
9	Ms. Divya Agarwal	RCH-553	7	0.1 (5.2%)	0 (1.3%)	0.1 (2.6%)	0.4 (9.1%)	4.1 (81.8%)	4.61
10	Dr. Sunil Rajoriya	RCH-554	7	0 (0%)	0 (0%)	0.1 (2.6%)	0.8 (19.5%)	3.9 (77.9%)	4.75

Session:: 2019-20odd Branch:: CHE Semester:: 7 Section:: A

S.No.	Faculty Name	Subject Code	No. Of Student	Poor	Average	Good	Very Good	Excellent	Feed Back
1	Dr. Sunil Rajoriya	RCH-072	13	0 (0%)	0.1 (4.9%)	0.6 (18.9%)	0.8 (19.6%)	2.8 (56.6%)	4.28
2	Dr. Neha Sharma	RCH-075	13	0.2 (22.4%)	0 (1.4%)	0.5 (17.5%)	0.6 (14%)	2.2 (44.8%)	3.57
3	Mr. Girish Tyagi	RCH-701	13	0.1 (9.1%)	0.1 (5.6%)	0.6 (20.3%)	0.5 (13.3%)	2.6 (51.7%)	3.93
4	Dr. Anand Mohan	RCH-702	13	0 (0.7%)	0.1 (2.8%)	0.4 (11.9%)	0.8 (21%)	3.2 (63.6%)	4.44
5	Ms. Divya Agarwal	RCH-751	13	0 (0%)	0 (1.4%)	0.6 (19.6%)	0.8 (21%)	2.9 (58%)	4.36
6	Dr. Neha Sharma	RCH-752	13	0.2 (22.4%)	0 (1.4%)	0.5 (18.2%)	0.6 (14%)	2.2 (44.1%)	3.56
7	Dr. Hema Negi	ROE-074	13	0 (0%)	0 (0%)	0.3 (9.1%)	0.8 (20.3%)	3.5 (70.6%)	4.62





Session:: 2019-20odd Branch:: CEE Semester:: 3 Section:: A

S.No.	Faculty Name	Subject Code	No. Of Student	Poor	Average	Good	Very Good	Excellent	Feed Back
1	Mr. Yogesh Mohan	KCE-301	12	0 (3.8%)	0.3 (13.6%)	0.3 (9.1%)	1.2 (30.3%)	2.2 (43.2%)	3.95
2	Mr. Nausher Khan	KCE-302	12	0 (2.3%)	0.2 (7.6%)	0.3 (9.8%)	1 (25.8%)	2.7 (54.5%)	4.23
3	Mr. Krishna	KCE-303	12	0 (0%)	0.2 (8.3%)	0.2 (6.1%)	1.1 (27.3%)	2.9 (58.3%)	4.36
4	Mr. Dilip Kumar Rawat	KCE-351	11	0 (0%)	0.1 (3.3%)	0.6 (19.8%)	1.1 (28.1%)	2.4 (48.8%)	4.22
5	Dr. Vinesh Kumar	KCS-351	12	0 (0%)	0 (1.5%)	0.2 (5.3%)	1.6 (40.2%)	2.7 (53%)	4.45
6	Mr. Vivek Kumar	KNC-402	12	0 (0%)	0 (1.5%)	0.4 (14.4%)	1.3 (32.6%)	2.6 (51.5%)	4.34
7	Dr. Vinesh Kumar	KOE-035	12	0 (0%)	0 (1.5%)	0.1 (3.8%)	1.7 (42.4%)	2.6 (52.3%)	4.45

Session:: 2019-20odd Branch:: CEE Semester:: 5 Section:: A

S.No.	Faculty Name	Subject Code	No. Of Student	Poor	Average	Good	Very Good	Excellent	Feed Back
1	Nishtha	RAS-501	15	0.1 (10.2%)	0.1 (6.8%)	0.3 (10.2%)	0.4 (10.2%)	3.1 (62.5%)	4.08
2	Ms. Minakshi Singhal	RCE-052	15	0.1 (8%)	0.1 (6.8%)	0.3 (9.1%)	0.3 (6.8%)	3.5 (69.3%)	4.23
3	Ms Avani	RCE-501	15	0.1 (12.5%)	0 (1.1%)	0.1 (4.5%)	0.7 (17%)	3.2 (64.8%)	4.2
4	Mr. Nausher Khan	RCE-502	15	0 (0%)	0 (0%)	0 (0%)	0.5 (11.4%)	4.4 (88.6%)	4.89
5	Mr. Rajeev Kumar	RCE-503	15	0 (0%)	0 (0%)	0.1 (3.4%)	0.5 (13.6%)	4.1 (83%)	4.8
6	Mr. Rajeev Kumar	RCE-551	15	0.1 (6.5%)	0.1 (3.9%)	0.2 (5.2%)	0.5 (13%)	3.6 (71.4%)	4.39
7	MOHAMMAD ADNAN	RCE-552	15	0.1 (10.4%)	0.1 (3.9%)	0.2 (6.5%)	0.5 (11.7%)	3.4 (67.5%)	4.22
8	Mr. Yogesh Mohan	RCE-553	15	0.1 (7.8%)	0.1 (2.6%)	0.2 (5.2%)	0.9 (22.1%)	3.1 (62.3%)	4.29




9	Mr. Rajeev Kumar	RCE-554	15	0 (0%)	0 (0%)	0.2 (5.2%)	1 (24.7%)	3.5 (70.1%)	4.65
10	Ms. Divya Rathi	RUC-501	15	0.1 (10.2%)	0.2 (9.1%)	0.2 (6.8%)	0.8 (19.3%)	2.7 (54.5%)	3.99

Session:: 2019-20odd Branch:: CEE Semester:: 7 Section:: A

S.No.	Faculty Name	Subject Code	No. Of Student	Poor	Average	Good	Very Good	Excellent	Feed Back
1	Mr. Dilip Kumar Rawat	NCE-701	12	0.2 (19.7%)	0.2 (10.6%)	0.4 (13.6%)	1.5 (36.4%)	1 (19.7%)	3.26
2	MOHAMMAD ADNAN	NCE-702	12	0 (1.5%)	0.2 (10.6%)	0.2 (6.1%)	1.7 (42.4%)	2 (39.4%)	4.08
3	Mr. Krishna	RCE-072	12	0 (0%)	0.2 (10.6%)	0.7 (22.7%)	0.3 (7.6%)	3 (59.1%)	4.15
4	Mr. Ashok Kumar Garg	RCE-076	12	0 (0%)	0 (0%)	0 (0%)	2 (50%)	2.5 (50%)	4.5
5	Mr. Yogesh Mohan	RCE-751	12	0.1 (6.1%)	0.2 (10.6%)	0 (0%)	2.2 (54.5%)	1.4 (28.8%)	3.89
6	Mr. Anupam Ratn	ROE-074	12	0 (1.5%)	0 (0%)	0 (0%)	1.6 (39.4%)	3 (59.1%)	4.55

Session:: 2019-20odd Branch:: CEE Semester:: 7 Section:: B

S.No.	Faculty Name	Subject Code	No. Of Student	Poor	Average	Good	Very Good	Excellent	Feed Back
1	Mr. Dilip Kumar Rawat	NCE-701	14	0.1 (11.4%)	0.2 (10.2%)	0.5 (18.2%)	1.4 (34.1%)	1.3 (26.1%)	3.53
2	MOHAMMAD ADNAN	NCE-702	14	0.2 (20.5%)	0.3 (15.9%)	0.8 (26.1%)	0.6 (14.8%)	1.1 (22.7%)	3.03
3	Mr. Krishna	RCE-072	14	0.1 (6.8%)	0.7 (34.1%)	0.5 (15.9%)	0.4 (9.1%)	1.7 (34.1%)	3.3
4	Mr. Ashok Kumar Garg	RCE-076	14	0.1 (13.6%)	0 (0%)	0.1 (4.5%)	1.3 (31.8%)	2.5 (50%)	4.05
5	Mr. Yogesh Mohan	RCE-751	14	0.2 (19.5%)	0.1 (5.2%)	1.3 (44.2%)	0.6 (15.6%)	0.8 (15.6%)	3.03
6	Mr. Anupam Ratn	ROE-074	14	0 (0%)	0.1 (3.4%)	0.5 (15.9%)	0.5 (12.5%)	3.4 (68.2%)	4.45



Session:: 2019-20odd Branch:: CSE Semester:: 3 Section:: A

S.No.	Faculty Name	Subject Code	No. Of Student	Poor	Average	Good	Very Good	Excellent	Feed Back
1	Mr. Pramod Singh	CSE-IOT	25	0 (0%)	0.1 (5.5%)	0.8 (27.3%)	2.2 (54.5%)	0.6 (12.7%)	3.75
2	Dr. Kamesh Kumar	KAS-302	25	0 (3.6%)	0.1 (7.3%)	0.7 (21.8%)	1.1 (27.3%)	2 (40%)	3.93
3	Ms. Simarpreet Kaur	KCS-301	25	0 (0%)	0.3 (12.7%)	0.6 (20%)	2 (49.1%)	0.9 (18.2%)	3.73
4	Mr. Vishal Jayaswal	KCS-302	25	0 (0%)	0.1 (3.6%)	0.5 (16.4%)	1.1 (27.3%)	2.6 (52.7%)	4.29
5	Mr. Nagresh Kumar	KCS-303	25	0 (0%)	0.1 (3.6%)	0.4 (14.5%)	1.7 (43.6%)	1.9 (38.2%)	4.16
6	Ms. Simarpreet Kaur	KCS-351	25	0 (0%)	0.1 (7.3%)	0.8 (25.5%)	2 (49.1%)	0.9 (18.2%)	3.78
7	MR. YOGENDRA PRAJAPATI	KCS-352	25	0 (0%)	0.1 (5.5%)	1.7 (58.2%)	1.4 (34.5%)	0.1 (1.8%)	3.33
8	Mr. Nagresh Kumar	KCS-353	25	0 (0%)	0.1 (5.5%)	0.5 (16.4%)	2.3 (56.4%)	1.1 (21.8%)	3.95
9	Mr. Vijay Kr. Sharma	KCS-354	25	0.1 (14.5%)	0.1 (5.5%)	1.4 (47.3%)	1.2 (29.1%)	0.2 (3.6%)	3.02
10	MR. SANJAY KUMAR SONKER	KNC-301	25	0 (0%)	0.1 (5.5%)	2 (67.3%)	0.9 (21.8%)	0.3 (5.5%)	3.27
11	Dr. Niyati Garg	KVE-301	25	0 (0%)	0 (0%)	0.2 (5.5%)	1.7 (41.8%)	2.6 (52.7%)	4.47

Session:: 2019-20odd Branch:: CSE Semester:: 3 Section:: B


S.No.	Faculty Name	Subject Code	No. Of Student	Poor	Average	Good	Very Good	Excellent	Feed Back
1	MR. AMIT KUMAR	CSE-IOT	28	0 (1.5%)	0 (0.8%)	0.2 (6.1%)	1.4 (34.1%)	2.9 (57.6%)	4.45
2	Vandna Rathor	KAS-302	28	0.1 (6.8%)	0 (2.3%)	0.1 (4.5%)	1.2 (30.3%)	2.8 (56.1%)	4.27
3	Dr. Neelam Shrivastava	KCS-301	28	0 (0.8%)	0.2 (9.8%)	0.4 (14.4%)	0.9 (22.7%)	2.6 (52.3%)	4.16
4	Mr. Vishal Jayaswal	KCS-302	28	0 (1.5%)	0 (0%)	0 (0.8%)	0.5 (11.4%)	4.3 (86.4%)	4.81



5	Mr. Nagresh Kumar	KCS-303	28	0 (2.3%)	0.1 (3%)	0.1 (2.3%)	1 (25%)	3.4 (67.4%)	4.52
6	Dr. Neelam Shrivastava	KCS-351	28	0 (1.5%)	0.1 (5.3%)	0.4 (13.6%)	1 (25%)	2.7 (54.5%)	4.26
7	Mr. Vishal Jayaswal	KCS-352	28	0 (0.8%)	0 (0%)	0 (0.8%)	0.6 (15.2%)	4.2 (83.3%)	4.8
8	Mr. Manoj Kumar	KCS-353	28	0.1 (9.1%)	0.2 (10.6%)	0.3 (8.3%)	0.8 (19.7%)	2.6 (52.3%)	3.95
9	Mr. Vijay Kr. Sharma	KCS-354	28	0.1 (9.8%)	0 (0%)	0.2 (7.6%)	1.1 (28%)	2.7 (54.5%)	4.17
10	MR. SANJAY KUMAR SONKER	KNC-301	28	0 (0.8%)	0 (0.8%)	0.4 (12.1%)	1.1 (26.5%)	3 (59.8%)	4.44
11	Dr. Niyati Garg	KVE-301	28	0 (1.5%)	0 (1.5%)	0.2 (5.3%)	0.4 (9.1%)	4.1 (82.6%)	4.7

Session:: 2019-20odd Branch:: CSE Semester:: 3 Section:: C

S.No.	Faculty Name	Subject Code	No. Of Student	Poor	Average	Good	Very Good	Excellent	Feed Back
1	MR. AMIT KUMAR	CSE-IOT	22	0 (0%)	0.1 (3.6%)	0.3 (10.9%)	1.9 (48.2%)	1.9 (37.3%)	4.19
2	Dr. Kamesh Kumar	KAS-302	22	0 (0.9%)	0.1 (3.6%)	0.2 (8.2%)	1.4 (34.5%)	2.6 (52.7%)	4.35
3	Mr. Ankur Garg	KCS-301	22	0 (0%)	0 (0.9%)	0.2 (6.4%)	0.5 (11.8%)	4 (80.9%)	4.73
4	Mr. Punit Mittal	KCS-302	22	0 (0%)	0.1 (2.7%)	0.3 (10%)	1.7 (43.6%)	2.2 (43.6%)	4.28
5	Dr. Harish Kumar Taluja	KCS-303	22	0.1 (5.5%)	0.2 (10.9%)	0.4 (12.7%)	1.4 (35.5%)	1.8 (35.5%)	3.85
6	Mr. Ankur Garg	KCS-351	22	0 (0%)	0 (1.8%)	0.2 (6.4%)	0.8 (20.9%)	3.5 (70.9%)	4.61
7	Mr. Davesh Singh Som	KCS-352	22	0.1 (10%)	0 (1.8%)	0.6 (20%)	1.2 (30%)	1.9 (38.2%)	3.85
8	Dr. Harish Kumar Taluja	KCS-353	22	0.1 (7.3%)	0.2 (8.2%)	0.4 (13.6%)	1.1 (28.2%)	2.1 (42.7%)	3.91
9	Dr. Mukesh Rawat	KCS-354	22	0 (0%)	0 (0%)	0.4 (11.8%)	1.7 (41.8%)	2.3 (46.4%)	4.35
10	MR. SANJAY KUMAR SONKER	KNC-301	22	0 (0%)	0.1 (4.5%)	0.4 (14.5%)	1.5 (37.3%)	2.2 (43.6%)	4.27




11	Dr. Niyati Garg	KVE-301	22	0 (2.7%)	0 (0%)	0.1 (4.5%)	0.9 (22.7%)	3.5 (70%)	4.57
----	-----------------	---------	----	----------	--------	------------	-------------	-----------	------

Session:: 2019-20odd Branch:: CSE Semester:: 3 Section:: D

S.No.	Faculty Name	Subject Code	No. Of Student	Poor	Average	Good	Very Good	Excellent	Feed Back
1	Ms. Mohini Preetam Singh	CSE-IOT	16	0 (1.1%)	0 (0.6%)	0.4 (12.5%)	0.7 (16.5%)	3.5 (69.3%)	4.52
2	Dr. Prashant Jindal	KAS-302	16	0 (1.1%)	0 (0.6%)	0.2 (6.3%)	0.9 (22.7%)	3.5 (69.3%)	4.59
3	MR. PRADEEP CHAUHAN	KCS-301	16	0 (1.1%)	0 (0.6%)	0.2 (7.4%)	0.6 (15.9%)	3.8 (75%)	4.63
4	Mr. Punit Mittal	KCS-302	16	0.1 (6.3%)	0 (1.7%)	0 (1.1%)	1.1 (26.7%)	3.2 (64.2%)	4.41
5	Mr. Varun Kumar	KCS-303	16	0 (2.3%)	0 (0.6%)	0.3 (8.5%)	1.2 (30.7%)	2.9 (58%)	4.41
6	MR. PRADEEP CHAUHAN	KCS-351	16	0 (0.6%)	0 (0%)	0.2 (6.8%)	0.6 (15.3%)	3.9 (77.3%)	4.69
7	Mr. Punit Mittal	KCS-352	16	0 (0.6%)	0 (0.6%)	0.3 (11.4%)	1 (24.4%)	3.2 (63.1%)	4.49
8	Mr. Varun Kumar	KCS-353	16	0.1 (5.1%)	0 (0.6%)	0.2 (8%)	0.9 (22.7%)	3.2 (63.6%)	4.39
9	Dr. Mukesh Rawat	KCS-354	16	0 (0.6%)	0 (1.7%)	0.2 (6.8%)	0.8 (21%)	3.5 (69.9%)	4.58
10	MR. SANJAY KUMAR SONKER	KNC-301	16	0 (0.6%)	0.1 (7.4%)	0.5 (15.9%)	0.8 (19.9%)	2.8 (56.3%)	4.24
11	Dr. Niyati Garg	KVE-301	16	0 (0%)	0 (1.1%)	0.2 (7.4%)	0.8 (19.3%)	3.6 (72.2%)	4.63

Session:: 2019-20odd Branch:: CSE Semester:: 3 Section:: E

S.No.	Faculty Name	Subject Code	No. Of Student	Poor	Average	Good	Very Good	Excellent	Feed Back
1	MR. AMIT KUMAR	CSE-IOT	24	0.1 (12.1%)	0 (2%)	0.6 (20.2%)	0.7 (17.2%)	2.4 (48.5%)	3.88
2	Dr. Prashant Jindal	KAS-302	24	0 (2%)	0.1 (3%)	0.5 (15.2%)	0.8 (20.2%)	3 (59.6%)	4.32



3	Mr. Sunil Kumar	KCS-301	24	0.1 (8.1%)	0.1 (7.1%)	0.6 (19.2%)	0.6 (16.2%)	2.5 (49.5%)	3.92
4	MR. YOGENDRA PRAJAPATI	KCS-302	24	0.2 (19.2%)	0.1 (6.1%)	0.5 (16.2%)	0.7 (18.2%)	2 (40.4%)	3.55
5	Mr. Manoj Kumar	KCS-303	24	0.1 (7.1%)	0.2 (11.1%)	1.2 (41.4%)	0.6 (14.1%)	1.3 (26.3%)	3.41
6	Mr. Sunil Kumar	KCS-351	24	0.1 (10.1%)	0.2 (9.1%)	0.6 (19.2%)	0.9 (22.2%)	2 (39.4%)	3.72
7	Ms. Divya Rathi	KCS-352	24	0.2 (19.2%)	0.2 (9.1%)	0.8 (28.3%)	0.5 (13.1%)	1.5 (30.3%)	3.26
8	Mr. Manoj Kumar	KCS-353	24	0 (4%)	0.2 (12.1%)	1 (33.3%)	0.8 (20.2%)	1.5 (30.3%)	3.61
9	Mr. Vijay Kr. Sharma	KCS-354	24	0 (0%)	0 (0%)	0.8 (28.3%)	0.7 (17.2%)	2.7 (54.5%)	4.26
10	Ms. Sonika Jalhotra	KNC-301	24	0.2 (23.2%)	0.2 (8.1%)	0.8 (27.3%)	0.9 (23.2%)	0.9 (18.2%)	3.05
11	Dr. Niyati Garg	KVE-301	24	0 (3%)	0.2 (9.1%)	0.6 (20.2%)	0.3 (8.1%)	3 (59.6%)	4.12

Session:: 2019-20odd Branch:: CSE Semester:: 3 Section:: F

S.No.	Faculty Name	Subject Code	No. Of Student	Poor	Average	Good	Very Good	Excellent	Feed Back
1	Ms. Mohini Preetam Singh	CSE-IOT	18	0 (0.5%)	0 (2%)	0.6 (19.7%)	1.3 (31.8%)	2.3 (46%)	4.21
2	Vandna Rathor	KAS-302	18	0 (4.5%)	0.1 (2.5%)	0.4 (14.6%)	1.3 (31.8%)	2.3 (46.5%)	4.13
3	Ms. Shaili Singhal	KCS-301	18	0 (0.5%)	0 (2%)	0.4 (14.6%)	0.9 (23.2%)	3 (59.6%)	4.39
4	Ms. Divya Rathi	KCS-302	18	0 (4.5%)	0.1 (4.5%)	0.6 (18.7%)	1.4 (34.8%)	1.9 (37.4%)	3.96
5	MR. YOGENDRA PRAJAPATI	KCS-303	18	0 (0.5%)	0.1 (3%)	0.5 (17.2%)	1.9 (47.5%)	1.6 (31.8%)	4.07
6	Ms. Shaili Singhal	KCS-351	18	0 (0.5%)	0.1 (2.5%)	0.5 (15.2%)	1.1 (28.3%)	2.7 (53.5%)	4.32
7	Ms. Divya Rathi	KCS-352	18	0 (2%)	0.2 (9.1%)	0.5 (18.2%)	1.3 (32.8%)	1.9 (37.9%)	3.95
8	MR. YOGENDRA PRAJAPATI	KCS-353	18	0 (1%)	0 (1.5%)	0.6 (21.2%)	1.8 (43.9%)	1.6 (32.3%)	4.05



9	Dr. Mukesh Rawat	KCS-354	18	0 (4.5%)	0.1 (3.5%)	0.6 (19.2%)	1.5 (37.4%)	1.8 (35.4%)	3.95
10	Ms. Ravinder Kaur	KNC-301	18	0.2 (19.7%)	0.1 (3%)	0.8 (27.8%)	1.1 (27.3%)	1.1 (22.2%)	3.29
11	Dr. Niyati Garg	KVE-301	18	0 (1.5%)	0.1 (4%)	0.4 (12.1%)	0.9 (22.7%)	3 (59.6%)	4.35

Session:: 2019-20odd Branch:: CSE Semester:: 5 Section:: A

S.No.	Faculty Name	Subject Code	No. Of Student	Poor	Average	Good	Very Good	Excellent	Feed Back
1	MR. ARPESH SINGH	CSE-AWS	20	0.4 (36.4%)	0.4 (18.2%)	0.4 (13.6%)	1.3 (31.8%)	0 (0%)	2.41
2	Mr. Sandeep Kumar	CSE-SAP	20	0.4 (36.4%)	0.5 (22.7%)	0.3 (9.1%)	1.3 (31.8%)	0 (0%)	2.36
3	Nishtha	RAS-501	20	0 (0%)	0.2 (9.1%)	0.1 (4.5%)	1.8 (45.5%)	2 (40.9%)	4.18
4	Ms. Babita Singh	RAS-502	20	0 (0%)	0.2 (9.1%)	0.1 (4.5%)	1.8 (45.5%)	2 (40.9%)	4.18
5	Dr. Ajay Kumar Singh	RCS-501	20	0.2 (22.7%)	0.2 (9.1%)	0 (0%)	2.2 (54.5%)	0.7 (13.6%)	3.27
6	Mr. Vinod Kumar	RCS-502	20	0 (0%)	0.3 (13.6%)	0 (0%)	2 (50%)	1.8 (36.4%)	4.09
7	Ms. Anuradha	RCS-503	20	0 (0%)	0.3 (13.6%)	0.8 (27.3%)	2 (50%)	0.5 (9.1%)	3.55
8	Dr. Ajay Kumar Singh	RCS-551	20	0.2 (18.2%)	0.3 (13.6%)	0.3 (9.1%)	2 (50%)	0.5 (9.1%)	3.18
9	Mr. Vinod Kumar	RCS-552	20	0 (4.5%)	0.2 (9.1%)	0.8 (27.3%)	1.6 (40.9%)	0.9 (18.2%)	3.59
10	Ms. Anuradha	RCS-553	20	0 (0%)	0.3 (13.6%)	0.4 (13.6%)	2.7 (68.2%)	0.2 (4.5%)	3.64
11	Ms. Priyanka Bhardwaj	RCS-554	20	0 (0%)	0.4 (18.2%)	0.3 (9.1%)	2.4 (59.1%)	0.7 (13.6%)	3.68
12	Ms. Priyanka Bhardwaj	RCS-E12	20	0 (0%)	0.3 (13.6%)	0.1 (4.5%)	3.1 (77.3%)	0.2 (4.5%)	3.73


Session:: 2019-20odd Branch:: CSE Semester:: 5 Section:: B



S.No.	Faculty Name	Subject Code	No. Of Student	Poor	Average	Good	Very Good	Excellent	Feed Back
1	Ms. Nidhi Tawra	CSE-AWS	24	0.1 (9.1%)	0.4 (18.2%)	1.4 (45.5%)	1.1 (27.3%)	0 (0%)	2.91
2	Mr. Rohit Aggarwal	CSE-SAP	24	0 (0%)	0 (0%)	0 (0%)	4 (100%)	0 (0%)	4
3	DR. Reenu	RAS-501	24	0 (0%)	0.7 (36.4%)	0.3 (9.1%)	2.2 (54.5%)	0 (0%)	3.18
4	Ms. Madhu Singh	RAS-502	24	0.5 (45.5%)	0.2 (9.1%)	1.4 (45.5%)	0 (0%)	0 (0%)	2
5	Ms. Deepika Gupta	RCS-501	24	0.2 (18.2%)	0.4 (18.2%)	0.3 (9.1%)	2.2 (54.5%)	0 (0%)	3
6	Mr. Vinod Kumar	RCS-502	24	0 (0%)	0 (0%)	0 (0%)	4 (100%)	0 (0%)	4
7	Ms. Pragya Gaur	RCS-503	24	0 (0%)	0 (0%)	0 (0%)	0 (0%)	5 (100%)	5
8	Ms. Deepika Gupta	RCS-551	24	0.1 (9.1%)	0.5 (27.3%)	0 (0%)	2.5 (63.6%)	0 (0%)	3.18
9	Ms. Anjali Sharma	RCS-552	24	0 (0%)	0 (0%)	0 (0%)	0 (0%)	5 (100%)	5
10	Ms. Pragya Gaur	RCS-553	24	0 (0%)	0 (0%)	0 (0%)	0 (0%)	5 (100%)	5
11	Ms. Gunjan Sharma	RCS-554	24	0.5 (45.5%)	0.2 (9.1%)	0.3 (9.1%)	1.5 (36.4%)	0 (0%)	2.36
12	Ms. Gunjan Sharma	RCS-E12	24	0.5 (45.5%)	0.2 (9.1%)	0 (0%)	1.8 (45.5%)	0 (0%)	2.45

Session:: 2019-20odd Branch:: CSE Semester:: 5 Section:: C


S.No.	Faculty Name	Subject Code	No. Of Student	Poor	Average	Good	Very Good	Excellent	Feed Back
1	MR. ARPESH SINGH	CSE-AWS	26	0 (0%)	0 (0%)	1.9 (63.6%)	1.5 (36.4%)	0 (0%)	3.36
2	Ms. Neha Dixit	CSE-SAP	26	0 (0%)	0 (0%)	0.8 (27.3%)	2.9 (72.7%)	0 (0%)	3.73
3	Nishtha	RAS-501	26	0 (0%)	0 (0%)	0 (0%)	4 (100%)	0 (0%)	4
4	Ms. Madhu Singh	RAS-502	26	1 (100%)	0 (0%)	0 (0%)	0 (0%)	0 (0%)	1
5	Ms. Swati Jain	RCS-501	26	0 (0%)	0 (0%)	0.3 (9.1%)	3.3 (81.8%)	0.5 (9.1%)	4
6	Ms. Anjali Sharma	RCS-502	26	0 (0%)	0 (0%)	0.5 (18.2%)	2.9 (72.7%)	0.5 (9.1%)	3.91
7	Ms. Maniya Khurshid	RCS-503	26	0 (0%)	0 (0%)	1.1 (36.4%)	2.2 (54.5%)	0.5 (9.1%)	3.73



8	Ms. Sonika Jalhotra	RCS-551	26	0 (0%)	0 (0%)	1.4 (45.5%)	2.2 (54.5%)	0 (0%)	3.55
9	Ms. Anjali Sharma	RCS-552	26	0 (0%)	0 (0%)	0.3 (9.1%)	3.6 (90.9%)	0 (0%)	3.91
10	Ms. Mariya Khurshid	RCS-553	26	0 (0%)	0 (0%)	0.5 (18.2%)	3.3 (81.8%)	0 (0%)	3.82
11	Mr. Pratik Shivastava	RCS-554	26	0.1 (9.1%)	0 (0%)	1.1 (36.4%)	2.2 (54.5%)	0 (0%)	3.36
12	Mr. Pratik Shivastava	RCS-E12	26	0 (0%)	0 (0%)	0.8 (27.3%)	2.9 (72.7%)	0 (0%)	3.73

Session:: 2019-20odd Branch:: CSE Semester:: 5 Section:: D

S.No.	Faculty Name	Subject Code	No. Of Student	Poor	Average	Good	Very Good	Excellent	Feed Back
1	MR. ARPESH SINGH	CSE-AWS	28	0 (0%)	0 (0%)	0.3 (9.1%)	0.7 (18.2%)	3.6 (72.7%)	4.64
2	Mr. Varun Kumar	CSE-SAP	28	0 (0%)	0 (0%)	1.1 (36.4%)	1.1 (27.3%)	1.8 (36.4%)	4
3	Nishtha	RAS-501	28	0 (0%)	0.2 (9.1%)	0 (0%)	0.7 (18.2%)	3.6 (72.7%)	4.55
4	Ms. Madhu Singh	RAS-502	28	0 (0%)	0 (0%)	0 (0%)	2.2 (54.5%)	2.3 (45.5%)	4.45
5	Ms. Swati Jain	RCS-501	28	0 (0%)	0 (0%)	0 (0%)	1.5 (36.4%)	3.2 (63.6%)	4.64
6	Mr. Vivek Kumar	RCS-502	28	0 (0%)	0 (0%)	0.3 (9.1%)	0 (0%)	4.5 (90.9%)	4.82
7	Ms. Anuradha	RCS-503	28	0 (0%)	0 (0%)	0.3 (9.1%)	0 (0%)	4.5 (90.9%)	4.82
8	Ms. Sonika Jalhotra	RCS-551	28	0 (0%)	0 (0%)	0 (0%)	1.1 (27.3%)	3.6 (72.7%)	4.73
9	Mr. Vivek Kumar	RCS-552	28	0 (0%)	0 (0%)	0.3 (9.1%)	0 (0%)	4.5 (90.9%)	4.82
10	Dr. Harish Kumar Taluja	RCS-553	28	0 (0%)	0 (0%)	0.5 (18.2%)	1.5 (36.4%)	2.3 (45.5%)	4.27
11	Ms. Bhawna Gupta	RCS-554	28	0 (0%)	0 (0%)	0.3 (9.1%)	0 (0%)	4.5 (90.9%)	4.82
12	Ms. Bhawna Gupta	RCS-E12	28	0 (0%)	0 (0%)	0.3 (9.1%)	0 (0%)	4.5 (90.9%)	4.82




Session:: 2019-20odd Branch:: CSE Semester:: 5 Section:: E

S.No.	Faculty Name	Subject Code	No. Of Student	Poor	Average	Good	Very Good	Excellent	Feed Back
1	Ms. Nidhi Tawra	CSE-AWS	24	0.1 (12.1%)	0.8 (40.9%)	0.4 (12.1%)	0.5 (13.6%)	1.1 (21.2%)	2.91
2	Ms. Neha Dixit	CSE-SAP	24	0.2 (21.2%)	0.6 (31.8%)	0.5 (16.7%)	0.8 (19.7%)	0.5 (10.6%)	2.67
3	Ms. Ritika Mukherjee	RAS-501	24	0 (0%)	0.1 (3%)	0.1 (4.5%)	1.5 (36.4%)	2.8 (56.1%)	4.45
4	Ms. Madhu Singh	RAS-502	24	0.2 (15.2%)	0.2 (9.1%)	1 (34.8%)	0.8 (21.2%)	1 (19.7%)	3.21
5	Ms. Shivani Rohilla	RCS-501	24	0.5 (47%)	0.3 (13.6%)	0.7 (24.2%)	0.4 (9.1%)	0.3 (6.1%)	2.14
6	Ms. Surbhi Jain	RCS-502	24	0.2 (19.7%)	0.6 (28.8%)	0.6 (21.2%)	1 (24.2%)	0.3 (6.1%)	2.68
7	Ms. Mariya Khurshid	RCS-503	24	0.2 (16.7%)	0.4 (18.2%)	0.5 (15.2%)	1.1 (27.3%)	1.1 (22.7%)	3.21
8	Ms. Shivani Rohilla	RCS-551	24	0.4 (40.9%)	0.4 (18.2%)	0.4 (13.6%)	0.7 (18.2%)	0.5 (9.1%)	2.36
9	Ms. Surbhi Jain	RCS-552	24	0.2 (21.2%)	0.7 (34.8%)	0.8 (25.8%)	0.4 (10.6%)	0.4 (7.6%)	2.48
10	Ms. Mariya Khurshid	RCS-553	24	0.1 (12.1%)	0.4 (21.2%)	0.5 (18.2%)	0.5 (13.6%)	1.7 (34.8%)	3.38
11	Ms. Gunjan Sharma	RCS-554	24	0.2 (24.2%)	0.1 (6.1%)	0.5 (15.2%)	1.2 (28.8%)	1.3 (25.8%)	3.26
12	Ms. Gunjan Sharma	RCS-E12	24	0.2 (22.7%)	0.5 (25.8%)	0.3 (9.1%)	0.5 (12.1%)	1.5 (30.3%)	3.02

Session:: 2019-20odd Branch:: CSE Semester:: 5 Section:: F

S.No.	Faculty Name	Subject Code	No. Of Student	Poor	Average	Good	Very Good	Excellent	Feed Back
1	Ms. Nidhi Tawra	CSE-AWS	28	0 (0%)	2 (100%)	0 (0%)	0 (0%)	0 (0%)	2
2	Mr. Sandeep Kumar	CSE-SAP	28	0 (0%)	0 (0%)	0 (0%)	0 (0%)	5 (100%)	5
3	Ms. Ritika Mukherjee	RAS-501	28	0 (0%)	0 (0%)	0 (0%)	4 (100%)	0 (0%)	4
4	Ms. Madhu Singh	RAS-502	28	0 (0%)	0 (0%)	3 (100%)	0 (0%)	0 (0%)	3




5	Ms. Sonika Jalhotra	RCS-501	28	0 (0%)	0 (0%)	0 (0%)	4 (100%)	0 (0%)	4
6	MR. BALDIVYA MITRA	RCS-502	28	0 (0%)	0 (0%)	0 (0%)	0 (0%)	5 (100%)	5
7	Ms. Pragya Gaur	RCS-503	28	0 (0%)	0 (0%)	0 (0%)	0 (0%)	5 (100%)	5
8	Ms. Sonika Jalhotra	RCS-551	28	0 (0%)	0 (0%)	0 (0%)	0 (0%)	5 (100%)	5
9	MR. BALDIVYA MITRA	RCS-552	28	0 (0%)	0 (0%)	0 (0%)	0 (0%)	5 (100%)	5
10	Mr. Manoj Kumar	RCS-553	28	0 (0%)	0 (0%)	0 (0%)	0 (0%)	5 (100%)	5
11	Ms. Nidhi Tawra	RCS-554	28	0 (0%)	1.8 (90.9%)	0 (0%)	0 (0%)	0.5 (9.1%)	2.27
12	Ms. Priyanka Bhardwaj	RCS-E12	28	0 (0%)	0 (0%)	0 (0%)	0 (0%)	5 (100%)	5

Session:: 2019-20odd Branch:: CSE Semester:: 7 Section:: A

S.No.	Faculty Name	Subject Code	No. Of Student	Poor	Average	Good	Very Good	Excellent	Feed Back
1	MR. ROHIT AGGARWAL	RCS-071	25	0 (0%)	0 (0%)	0.5 (15.2%)	0.6 (15.2%)	3.5 (69.7%)	4.55
2	Ms. Pragya Gaur	RCS-075	25	0 (0%)	0 (0%)	0.8 (27.3%)	1.1 (27.3%)	2.3 (45.5%)	4.18
3	Mr. Davesh Singh Som	RCS-701	25	0 (0%)	0 (0%)	0.7 (24.2%)	1.5 (36.4%)	2 (39.4%)	4.15
4	Ms. Shivani Rohilla	RCS-702	25	0 (0%)	0 (0%)	0.5 (18.2%)	1.2 (30.3%)	2.6 (51.5%)	4.33
5	Mr. Shailendra Kumar Singh	RCS-751	25	0 (0%)	0 (0%)	0.5 (18.2%)	1.1 (27.3%)	2.7 (54.5%)	4.36
6	Ms. Priyanka Bhardwaj	RCS-752	25	0 (0%)	0 (0%)	0.6 (21.2%)	1.1 (27.3%)	2.6 (51.5%)	4.3
7	Dr. Hema Negi	ROE-074	25	0 (0%)	0 (0%)	0.4 (12.1%)	1.3 (33.3%)	2.7 (54.5%)	4.42

Session:: 2019-20odd Branch:: CSE Semester:: 7 Section:: C

S.No.	Faculty Name	Subject Code	No. Of Student	Poor	Average	Good	Very Good	Excellent	Feed Back
1	MR. ROHIT AGGARWAL	RCS-071	30	0 (0%)	0.2 (12.1%)	0.3 (9.1%)	0.5 (12.1%)	3.3 (66.7%)	4.33
2	Ms. Pragya Gaur	RCS-075	30	0 (0%)	0.2 (12.1%)	0.4 (12.1%)	0.2 (6.1%)	3.5 (69.7%)	4.33



3	Mr. Davesh Singh Som	RCS-701	30	0 (0%)	0.2 (9.1%)	0.5 (15.2%)	0.4 (9.1%)	3.3 (66.7%)	4.33
4	Ms. Shivani Rohilla	RCS-702	30	0 (0%)	0.1 (3%)	0.4 (12.1%)	0.6 (15.2%)	3.5 (69.7%)	4.52
5	Mr. Shailendra Kumar Singh	RCS-751	30	0 (3%)	0 (0%)	0.5 (18.2%)	0.5 (12.1%)	3.3 (66.7%)	4.39
6	Ms. Priyanka Bhardwaj	RCS-752	30	0 (3%)	0.2 (9.1%)	0.3 (9.1%)	0.5 (12.1%)	3.3 (66.7%)	4.3
7	Dr. Hema Negi	ROE-074	30	0 (3%)	0.2 (9.1%)	0.3 (9.1%)	0.4 (9.1%)	3.5 (69.7%)	4.33

Session:: 2019-20odd Branch:: CSE Semester:: 7 Section:: D

S.No.	Faculty Name	Subject Code	No. Of Student	Poor	Average	Good	Very Good	Excellent	Feed Back
1	MR. ROHIT AGGARWAL	RCS-071	32	0 (0%)	0 (0%)	0.6 (20%)	1.6 (40%)	2 (40%)	4.2
2	Ms. Pragya Gaur	RCS-075	32	0 (0%)	0 (0%)	0.6 (20%)	1.6 (40%)	2 (40%)	4.2
3	Mr. Davesh Singh Som	RCS-701	32	0 (0%)	0 (0%)	0.6 (20%)	1.5 (36.4%)	2.2 (43.6%)	4.24
4	Ms. Shivani Rohilla	RCS-702	32	0 (0%)	0 (0%)	1.2 (40%)	0.8 (20%)	2 (40%)	4
5	Mr. Shailendra Kumar Singh	RCS-751	32	0 (0%)	0 (0%)	1.2 (40%)	0.8 (20%)	2 (40%)	4
6	Ms. Priyanka Bhardwaj	RCS-752	32	0 (0%)	0 (0%)	0.6 (20%)	1.1 (27.3%)	2.6 (52.7%)	4.33
7	Dr. Hema Negi	ROE-074	32	0 (0%)	0 (0%)	0.6 (20%)	0.8 (20%)	3 (60%)	4.4

Session:: 2019-20odd Branch:: CSE Semester:: 7 Section:: E

S.No.	Faculty Name	Subject Code	No. Of Student	Poor	Average	Good	Very Good	Excellent	Feed Back
1	MR. ROHIT AGGARWAL	RCS-071	26	0 (0%)	0 (0%)	0 (0%)	0 (0%)	5 (100%)	5
2	Ms. Pragya Gaur	RCS-075	26	0 (0%)	0 (0%)	0 (0%)	0 (0%)	5 (100%)	5
3	Mr. Davesh Singh Som	RCS-701	26	0 (0%)	0 (0%)	0 (0%)	0.4 (9.1%)	4.5 (90.9%)	4.91
4	Ms. Shivani Rohilla	RCS-702	26	0 (0%)	0 (0%)	0 (0%)	1.5 (36.4%)	3.2 (63.6%)	4.64
5	Mr. Shailendra Kumar Singh	RCS-751	26	0 (0%)	0 (0%)	0.5 (18.2%)	1.8 (45.5%)	1.8 (36.4%)	4.18



6	Ms. Priyanka Bhardwaj	RCS-752	26	0 (0%)	0 (0%)	0 (0%)	0 (0%)	5 (100%)	5
7	Dr. Hema Negi	ROE-074	26	0 (0%)	0 (0%)	0 (0%)	0 (0%)	5 (100%)	5

Session:: 2019-20odd Branch:: CSE Semester:: 7 Section:: F

S.No.	Faculty Name	Subject Code	No. Of Student	Poor	Average	Good	Very Good	Excellent	Feed Back
1	MR. ROHIT AGGARWAL	RCS-071	22	0 (0%)	0 (0%)	0 (0%)	0 (0%)	5 (100%)	5
2	Ms. Pragya Gaur	RCS-075	22	0 (0%)	0 (0%)	3 (100%)	0 (0%)	0 (0%)	3
3	Mr. Davesh Singh Som	RCS-701	22	0 (0%)	0 (0%)	0 (0%)	0 (0%)	5 (100%)	5
4	Ms. Shivani Rohilla	RCS-702	22	0 (0%)	0 (0%)	2.2 (72.7%)	1.1 (27.3%)	0 (0%)	3.27
5	Mr. Shailendra Kumar Singh	RCS-751	22	0 (0%)	0 (0%)	0.3 (9.1%)	0 (0%)	4.5 (90.9%)	4.82
6	Ms. Priyanka Bhardwaj	RCS-752	22	0 (0%)	0 (0%)	0 (0%)	0 (0%)	5 (100%)	5
7	Dr. Hema Negi	ROE-074	22	0 (0%)	0 (0%)	0 (0%)	0 (0%)	5 (100%)	5

Session:: 2019-20odd Branch:: ECE Semester:: 3 Section:: A

S.No.	Faculty Name	Subject Code	No. Of Student	Poor	Average	Good	Very Good	Excellent	Feed Back
1	Mr. Srinjoy Banerjee	KAS-301	14	0.1 (5.8%)	0.1 (4.5%)	0.6 (19.5%)	1.1 (26.6%)	2.2 (43.5%)	3.97
2	Ms. Kavita Chaudhary	KEC-301	14	0 (0%)	0.1 (6.5%)	1 (31.8%)	1 (24%)	1.9 (37.7%)	3.93
3	SHASHWAT PATHAK	KEC-302	14	0.1 (14.3%)	0.3 (16.9%)	0.5 (18.2%)	1 (24%)	1.3 (26.6%)	3.32
4	Mr. Pramod Singh	KEC-303	14	0.1 (7.1%)	0.1 (5.8%)	0.6 (20.1%)	0.9 (23.4%)	2.2 (43.5%)	3.9
5	Ms. Kavita Chaudhary	KEC-351	14	0.1 (7.1%)	0.1 (6.5%)	0.9 (31.2%)	0.8 (20.8%)	1.7 (34.4%)	3.69
6	MR. AMIT SAINI	KEC-352	14	0.1 (10.4%)	0.4 (20.1%)	0.5 (16.2%)	1 (24%)	1.5 (29.2%)	3.42
7	Mr. Praveen Kumar Chakravarti	KEC-353	14	0.1 (7.1%)	0.1 (3.2%)	0.5 (15.6%)	1.1 (26.6%)	2.4 (47.4%)	4.04
8	Mr. Sandeep Kumar Tripathi	KEC-354	14	0.1 (8.4%)	0.2 (11.7%)	0.6 (20.1%)	1.1 (27.9%)	1.6 (31.8%)	3.63





9	Dr. Pradeep Pant	KNC-302	14	0.1 (9.7%)	0.3 (15.6%)	0.6 (19.5%)	1.1 (26.6%)	1.4 (28.6%)	3.49
10	Anchal Choudhary	KOE-035.	14	0 (0%)	0 (0%)	0 (0%)	0 (0%)	0 (0%)	0
11	Anchal Choudhary	DS-LAB	12	0.1 (5.3%)	0.3 (17.4%)	0.2 (7.6%)	1.5 (37.1%)	1.6 (32.6%)	3.74

Session:: 2019-20odd Branch:: ECE Semester:: 3 Section:: B

S.No.	Faculty Name	Subject Code	No. Of Student	Poor	Average	Good	Very Good	Excellent	Feed Back
1	Anchal Choudhary	DS-LAB	29	0 (3%)	0.1 (5.1%)	0.3 (9.1%)	1.6 (39.4%)	2.2 (43.4%)	4.15
2	Mr. Srinjoy Banerjee	KAS-301	29	0 (3%)	0 (2%)	0.3 (10.1%)	1.5 (37.4%)	2.4 (47.5%)	4.24
3	Mr. Neeraj Joshi	KEC-301	29	0 (0%)	0 (0%)	0.1 (2%)	1.2 (29.3%)	3.4 (68.7%)	4.67
4	Ms. Mohini Preetam Singh	KEC-302	29	0 (0%)	0.1 (3%)	0.1 (2%)	1.3 (33.3%)	3.1 (61.6%)	4.54
5	Mr. Praveen Kumar Chakravarti	KEC-303	29	0 (0%)	0 (0%)	0 (0%)	0.6 (16.2%)	4.2 (83.8%)	4.84
6	Mr. Neeraj Joshi	KEC-351	29	0 (0%)	0 (0%)	0 (0%)	0.8 (19.2%)	4 (80.8%)	4.81
7	MS. HIMANI VAROLIA	KEC-352	29	0 (0%)	0.1 (3%)	0.1 (4%)	2 (50.5%)	2.1 (42.4%)	4.32
8	Mr. Praveen Kumar Chakravarti	KEC-353	29	0 (1%)	0 (0%)	0 (1%)	0.6 (15.2%)	4.1 (82.8%)	4.79
9	MS. HIMANI VAROLIA	KEC-354	29	0 (0%)	0 (0%)	0.1 (2%)	1.5 (36.4%)	3.1 (61.6%)	4.6
10	Dr. Pradeep Pant	KNC-302	29	0 (3%)	0.1 (5.1%)	0.7 (22.2%)	1.5 (38.4%)	1.6 (31.3%)	3.9
11	Anchal Choudhary	KOE-035	29	0 (2%)	0.1 (3%)	0.4 (14.1%)	1.5 (37.4%)	2.2 (43.4%)	4.17

Session:: 2019-20odd Branch:: ECE Semester:: 5 Section:: A


S.No.	Faculty Name	Subject Code	No. Of Student	Poor	Average	Good	Very Good	Excellent	Feed Back
-------	--------------	--------------	----------------	------	---------	------	-----------	-----------	-----------



1	Mr. Pratik Shivastava	JAVA-L1	14	0 (0%)	0.1 (4.5%)	0.4 (13.6%)	2.2 (54.5%)	1.4 (27.3%)	4.05
2	DR. Reenu	RAS-501	14	0 (0%)	0 (0%)	0 (0%)	1.5 (36.4%)	3.2 (63.6%)	4.64
3	MR. SUBODH KUMAR TRIPATHI	REC-051	14	0 (0%)	0 (2.3%)	0.5 (18.2%)	1.1 (27.3%)	2.6 (52.3%)	4.3
4	Mr. Priyank Sharma	REC-501	14	0 (0%)	0 (0%)	0.1 (4.5%)	1.3 (31.8%)	3.2 (63.6%)	4.59
5	MR. AMIT SAINI	REC-502	14	0 (2.3%)	0 (2.3%)	0.5 (18.2%)	1.3 (31.8%)	2.3 (45.5%)	4.16
6	Dr. Neha Mittal	REC-503	14	0 (0%)	0 (2.3%)	0.2 (6.8%)	1.5 (38.6%)	2.6 (52.3%)	4.41
7	Mr. Priyank Sharma	REC-551	14	0 (0%)	0 (0%)	0.1 (4.5%)	1.8 (45.5%)	2.5 (50%)	4.45
8	MR. AMIT SAINI	REC-552	14	0 (0%)	0 (2.3%)	0.5 (15.9%)	1.5 (36.4%)	2.3 (45.5%)	4.25
9	Ms. Kavita Chaudhary	REC-553	14	0 (0%)	0 (0%)	0 (0%)	2 (50%)	2.5 (50%)	4.5
10	MS. HIMANI VAROLIA	REC-554	14	0 (0%)	0 (0%)	0.5 (18.2%)	1.5 (36.4%)	2.3 (45.5%)	4.27
11	Ms. Ravinder Kaur	RUC-501	14	0.1 (6.8%)	0.1 (6.8%)	0.3 (9.1%)	1.2 (29.5%)	2.4 (47.7%)	4.05
12	Ms. Abhilasha Jain	SCADA-1	14	0 (0%)	0 (0%)	0.4 (13.6%)	1.5 (36.4%)	2.5 (50%)	4.36

Session:: 2019-20odd Branch:: ECE Semester:: 5 Section:: B

S.No.	Faculty Name	Subject Code	No. Of Student	Poor	Average	Good	Very Good	Excellent	Feed Back
1	Dr. Mukesh Rawat	JAVA-L1	16	0 (0%)	0 (0%)	1.5 (50%)	0.5 (13.6%)	1.8 (36.4%)	3.86
2	DR. Reenu	RAS-501	16	0.4 (36.4%)	0.3 (13.6%)	1.5 (50%)	0 (0%)	0 (0%)	2.14
3	SINDHUJA PATCHAIKANI	REC-051	16	0.2 (22.7%)	0.8 (40.9%)	0.8 (27.3%)	0.2 (4.5%)	0.2 (4.5%)	2.27
4	Mr. Priyank Sharma	REC-501	16	0 (0%)	0 (0%)	0 (0%)	2.4 (59.1%)	2 (40.9%)	4.41
5	Dr. Amit Kumar Ahuja	REC-502	16	0 (0%)	0 (0%)	2.2 (72.7%)	0.4 (9.1%)	0.9 (18.2%)	3.45



6	Ms. Abhilasha Jain	REC-503	16	0 (0%)	0 (0%)	0 (0%)	2.4 (59.1%)	2 (40.9%)	4.41
7	Ms. Aditi Singh	REC-551	16	0.1 (9.1%)	0.5 (27.3%)	1.6 (54.5%)	0.2 (4.5%)	0.2 (4.5%)	2.68
8	Dr. Amit Kumar Ahuja	REC-552	16	0 (0%)	0 (0%)	1.8 (59.1%)	1.1 (27.3%)	0.7 (13.6%)	3.55
9	Ms. Kavita Chaudhary	REC-553	16	0 (0%)	0.2 (9.1%)	2.3 (77.3%)	0.4 (9.1%)	0.2 (4.5%)	3.09
10	MS. HIMANI VAROLIA	REC-554	16	0.5 (50%)	0 (0%)	1.5 (50%)	0 (0%)	0 (0%)	2
11	Ms. Ravinder Kaur	RUC-501	16	0.5 (45.5%)	0.1 (4.5%)	0 (0%)	1.8 (45.5%)	0.2 (4.5%)	2.59
12	Ms. Mohini Preetam Singh	SCADA-1	16	0 (0%)	0 (0%)	3 (100%)	0 (0%)	0 (0%)	3

Session:: 2019-20odd Branch:: ECE Semester:: 7 Section:: A

S.No.	Faculty Name	Subject Code	No. Of Student	Poor	Average	Good	Very Good	Excellent	Feed Back
1	DR. NEHA MITTAL	REC-072	18	0 (0%)	0 (0%)	0.7 (22.7%)	1.8 (44.3%)	1.6 (33%)	4.1
2	KAJAL SHIVRAJ MEENA	REC-075	18	0 (4.1%)	0.1 (5.8%)	0.7 (24.8%)	2.1 (52.9%)	0.6 (12.4%)	3.64
3	Shivesh Tripathi	REC-701	18	0 (3.3%)	0.2 (10.7%)	1 (34.7%)	1.5 (38%)	0.7 (13.2%)	3.47
4	RATNESHWAR KUMAR RATNESH	REC-702	18	0.2 (18.2%)	0.1 (6.6%)	0.9 (28.9%)	1.6 (38.8%)	0.4 (7.4%)	3.11
5	Mr. Subodh Kumar Tripathi	REC-751	18	0 (2.5%)	0.1 (5%)	0.7 (23.1%)	1.8 (45.5%)	1.2 (24%)	3.83
6	KAJAL SHIVRAJ MEENA	REC-752	18	0 (2.5%)	0.1 (5%)	0.5 (18.2%)	2 (51.2%)	1.2 (23.1%)	3.88
7	MS. SURBHI JAIN	ROE-073	18	0.3 (27.3%)	0 (2.5%)	0.6 (19%)	1.4 (33.9%)	0.9 (17.4%)	3.12
8	DR. HEMA NEGI	ROE-074	18	0.1 (9.1%)	0.1 (4.1%)	1.1 (35.5%)	1.1 (28.1%)	1.2 (23.1%)	3.52
9	MR. AMIT SAINI	REC-071	18	0.1 (12.1%)	0.4 (18.2%)	0.1 (3%)	1.1 (27.3%)	2 (39.4%)	3.64

Session:: 2019-20odd Branch:: ECE Semester:: 7 Section:: B



S.No.	Faculty Name	Subject Code	No. Of Student	Poor	Average	Good	Very Good	Excellent	Feed Back
1	MR. AMIT SAINI	REC-071	16	0 (3%)	0.5 (24.2%)	0.2 (6.1%)	0 (0%)	3.3 (66.7%)	4.03
2	KAJAL SHIVRAJ MEENA	REC-075	16	0 (0%)	0 (1.5%)	0.5 (16.7%)	1.9 (48.5%)	1.7 (33.3%)	4.14
3	Shivesh Tripathi	REC-701	16	0 (0%)	0.3 (16.7%)	0.7 (22.7%)	1.7 (42.4%)	0.9 (18.2%)	3.62
4	RATNESHWAR KUMAR RATNESH	REC-702	16	0.2 (16.7%)	0.1 (3%)	1.5 (48.5%)	0.7 (16.7%)	0.8 (15.2%)	3.11
5	Mr. Subodh Kumar Tripathi	REC-751	16	0 (3%)	0.2 (12.1%)	0.4 (12.1%)	1.5 (36.4%)	1.8 (36.4%)	3.91
6	KAJAL SHIVRAJ MEENA	REC-752	16	0 (0%)	0.3 (13.6%)	0.3 (9.1%)	1.2 (28.8%)	2.4 (48.5%)	4.12
7	MS. BHAWNA GUPTA	ROE-073	16	0.2 (16.7%)	0 (0%)	0.7 (24.2%)	1.1 (27.3%)	1.6 (31.8%)	3.58
8	DR. HEMA NEGI	ROE-074	16	0 (0%)	0 (0%)	1 (33.3%)	1.5 (37.9%)	1.4 (28.8%)	3.95
9	DR. NEHA MITTAL	REC-072	16	0 (0%)	0 (0%)	0.3 (9.1%)	1.9 (48.5%)	2.1 (42.4%)	4.33

Session:: 2019-20odd Branch:: ECE Semester:: 7 Section:: C

S.No.	Faculty Name	Subject Code	No. Of Student	Poor	Average	Good	Very Good	Excellent	Feed Back
1	DR. NEHA MITTAL	REC-072	15	0 (0%)	0 (0%)	0 (0%)	4 (100%)	0 (0%)	4
2	KAJAL SHIVRAJ MEENA	REC-075	15	0 (0%)	0.1 (3%)	0.6 (21.2%)	2.5 (63.6%)	0.6 (12.1%)	3.85
3	Shivesh Tripathi	REC-701	15	0 (0%)	0.1 (6.1%)	0.5 (18.2%)	2.4 (60.6%)	0.8 (15.2%)	3.85
4	RATNESHWAR KUMAR RATNESH	REC-702	15	0 (0%)	0.1 (6.1%)	0.5 (18.2%)	2.7 (66.7%)	0.5 (9.1%)	3.79
5	Mr. Subodh Kumar Tripathi	REC-751	15	0 (0%)	0.1 (3%)	0.8 (27.3%)	1.6 (39.4%)	1.5 (30.3%)	3.97
6	KAJAL SHIVRAJ MEENA	REC-752	15	0 (0%)	0.2 (9.1%)	0.6 (21.2%)	2.2 (54.5%)	0.8 (15.2%)	3.76
7	MS. BHAWNA GUPTA	ROE-073	15	0 (0%)	0.1 (6.1%)	0.7 (24.2%)	2.3 (57.6%)	0.6 (12.1%)	3.76



8	DR. HEMA NEGI	ROE-074	15	0 (0%)	0.2 (9.1%)	0.6 (21.2%)	2.3 (57.6%)	0.6 (12.1%)	3.73
---	---------------	---------	----	--------	------------	-------------	-------------	-------------	------

Session:: 2019-20odd Branch:: EEE Semester:: 3 Section:: A

S.No.	Faculty Name	Subject Code	No. Of Student	Poor	Average	Good	Very Good	Excellent	Feed Back
1	Dr Ramesh Chandra Chourasia	IOP-301	12	0.3 (31.1%)	0.1 (5.3%)	0.6 (20.5%)	0.5 (13.6%)	1.5 (29.5%)	3.05
2	MR. BALDIVYA MITRA	IOP-302	12	0.2 (18.9%)	0.5 (24.2%)	0.1 (3.8%)	1 (24.2%)	1.4 (28.8%)	3.2
3	Mr.Mohoshin Mandal	KAS-301	12	0.1 (6.1%)	0.1 (5.3%)	0.3 (8.3%)	0.2 (6.1%)	3.7 (74.2%)	4.37
4	Mr. Neeraj Joshi	KEE-301	12	0 (0%)	0 (0%)	0.3 (9.1%)	0.5 (12.1%)	3.9 (78.8%)	4.7
5	Mr. Puneet Kumar	KEE-302	12	0 (0.8%)	0 (0%)	0.3 (8.3%)	0.8 (18.9%)	3.6 (72%)	4.61
6	Ms. Nidhi Agarwal	KEE-303	12	0 (0.8%)	0.2 (8.3%)	0.3 (11.4%)	0.7 (18.2%)	3.1 (61.4%)	4.31
7	BHUPENDER SHARMA	KEE-351	12	0.2 (15.9%)	0 (0.8%)	0.3 (9.1%)	0.6 (15.2%)	3 (59.1%)	4.01
8	Mr. Puneet Kumar	KEE-352	12	0 (0%)	0 (1.5%)	0.4 (13.6%)	0.5 (13.6%)	3.6 (71.2%)	4.55
9	Mr. Vipin Kumar	KEE-353	12	0 (1.5%)	0.1 (6.1%)	0.3 (8.3%)	0.5 (11.4%)	3.6 (72.7%)	4.48
10	Mr. Manoj Kumar	KNC-302	12	0.2 (18.9%)	0.2 (9.8%)	0.5 (18.2%)	0.7 (17.4%)	1.8 (35.6%)	3.41
11	BHUPENDER SHARMA	KOE-038	12	0.2 (15.9%)	0 (0%)	0.3 (8.3%)	0.6 (14.4%)	3.1 (61.4%)	4.05
12	MEENAKSHI PANWAR	PDP-301	12	0 (3.8%)	0.2 (12.1%)	0.8 (25.8%)	0.2 (6.1%)	2.6 (52.3%)	3.91

Session:: 2019-20odd Branch:: EEE Semester:: 5 Section:: A

S.No.	Faculty Name	Subject Code	No. Of Student	Poor	Average	Good	Very Good	Excellent	Feed Back
1	MEENAKSHI PANWAR	EEE-PDP-1	22	0 (1.2%)	0.6 (29.3%)	0.3 (9.1%)	1.1 (28.1%)	1.6 (32.2%)	3.61



2	Ms. Shweta Shukla	IOP-3	16	0 (1.7%)	0.4 (21%)	1 (31.8%)	0.6 (14.8%)	1.5 (30.7%)	3.52
3	Mr. Ashok Kumar Garg	IOP-4	22	0 (5%)	0.1 (7.4%)	0.5 (18.2%)	1.1 (26.9%)	2.1 (42.6%)	3.95
4	Ms. Ritika Mukherjee	RAS-501	22	0 (5%)	0.3 (15.7%)	1 (32.6%)	0.8 (20.2%)	1.3 (26.4%)	3.48
5	DR RAMESH CHANDRA CHOURASIA	REE-053	22	0.5 (45.5%)	0.3 (16.9%)	0.6 (18.6%)	0.3 (7.9%)	0.6 (11.2%)	2.22
6	Mr. Vipin Kumar	REE-501	22	0 (0.4%)	0.2 (9.1%)	0.6 (19.4%)	1.1 (28.1%)	2.1 (43%)	4.04
7	Mr. Avinash Kumar	REE-502	22	0 (0%)	0.1 (6.6%)	0.2 (6.6%)	1.5 (38%)	2.4 (48.8%)	4.29
8	Mr. Masood Anzar	REE-503	22	0 (0.8%)	0.1 (4.1%)	0.4 (12.8%)	0.9 (23.6%)	2.9 (58.7%)	4.35
9	Mr. Vipin Kumar	REE-551	16	0 (2.8%)	0.3 (14.8%)	0.5 (15.3%)	1.4 (35.2%)	1.6 (31.8%)	3.78
10	Ms. Nidhi Agarwal	REE-553	16	0 (0%)	0.1 (5.7%)	0.8 (27.3%)	1.2 (29%)	1.9 (38.1%)	3.99
11	Mr. Puneet Kumar	REE-554	16	0 (1.7%)	0.1 (7.4%)	0.6 (19.3%)	1.4 (34.1%)	1.9 (37.5%)	3.98
12	Mr. Puneet Kumar	REE-555	22	0 (0%)	0.1 (5.8%)	0.5 (16.9%)	1 (24%)	2.7 (53.3%)	4.25
13	MS. GUNJAN SHARMA	RUC-501	22	0.1 (8.3%)	0.4 (21.5%)	0.7 (23.1%)	0.9 (22.3%)	1.2 (24.8%)	3.34
14	Mr. Avinash Kumar	VAC-3	16	0 (2.3%)	0.3 (13.6%)	0.4 (13.1%)	1.8 (43.8%)	1.4 (27.3%)	3.8

Session:: 2019-20odd Branch:: EEE Semester:: 7 Section:: A

S.No.	Faculty Name	Subject Code	No. Of Student	Poor	Average	Good	Very Good	Excellent	Feed Back
1	MS. SHWETA SHUKLA	REE-071	6	0 (0%)	0 (0%)	0 (0%)	0 (0%)	5 (100%)	5
2	BHUPENDER SHARMA	REE-072	6	0 (0%)	0 (0%)	0 (0%)	0 (0%)	5 (100%)	5
3	DR. A K BHARDWAJ	REE-076	6	0 (0%)	0 (0%)	0 (1.5%)	0.9 (22.7%)	3.8 (75.8%)	4.74
4	Mr. Masood Anzar	REE-701	6	0 (0%)	0 (0%)	0 (0%)	0.7 (16.7%)	4.2 (83.3%)	4.83
5	Mr. Puneet Kumar	REE-702	6	0 (0%)	0 (0%)	0 (0%)	0 (0%)	5 (100%)	5



6	Mr. Avinash Kumar	REE-751	6	0 (0%)	0 (0%)	0 (0%)	0.7 (16.7%)	4.2 (83.3%)	4.83
7	Ms. Shweta Shukla	REE-752	6	0 (0%)	0 (0%)	0 (0%)	0 (0%)	5 (100%)	5
8	MS. SURBHI JAIN	ROE-073	6	0 (0%)	0 (0%)	0 (0%)	1.3 (33.3%)	3.3 (66.7%)	4.67

Session:: 2019-20odd Branch:: ITE Semester:: 3 Section:: A

S.No.	Faculty Name	Subject Code	No. Of Student	Poor	Average	Good	Very Good	Excellent	Feed Back
1	MR. AMIT KUMAR	IOT-301	25	0 (4%)	0 (0.7%)	0 (1.5%)	0.6 (14.5%)	4 (79.3%)	4.64
2	Mr. Ramender Singh	JAVA-301	25	0 (0.7%)	0.1 (5.1%)	0.2 (6.5%)	0.6 (15.6%)	3.6 (72%)	4.53
3	Mr.Mohoshin Mandal	KAS-301	26	0 (1%)	0 (1.7%)	0.1 (2.4%)	0.5 (12.6%)	4.1 (82.2%)	4.73
4	DR. MADHUKAR SHARMA	KAS-302	26	0 (0.7%)	0.1 (4.5%)	0.4 (14.7%)	0.6 (14.7%)	3.3 (65.4%)	4.4
5	Ms. Swati Sharma	KCS-301	26	0 (0.3%)	0 (0.3%)	0.2 (5.6%)	0.3 (7.7%)	4.3 (86%)	4.79
6	Mr. Satyam Shivam Sundaram	KCS-303	26	0 (1.4%)	0 (2.1%)	0.1 (2.1%)	0.8 (19.2%)	3.8 (75.2%)	4.65
7	Ms. Swati Sharma	KCS-351	25	0 (0.4%)	0 (0.4%)	0 (1.5%)	0.6 (13.8%)	4.2 (84%)	4.81
8	Mr. Ramender Singh	KCS-352	15	0 (0.6%)	0 (1.2%)	0.3 (8.5%)	0.4 (9.7%)	4 (80%)	4.67
9	Ms. Babli Kumari	KCS-353	25	0 (0.4%)	0.1 (2.9%)	0.4 (12.7%)	0.6 (14.2%)	3.5 (69.8%)	4.5
10	MUKESH MISHRA	KCS-354	25	0.1 (7.6%)	0.1 (6.5%)	0.4 (13.8%)	1 (24.4%)	2.4 (47.6%)	3.98
11	MUKESH MISHRA	KNC-301	26	0.1 (8.4%)	0.1 (7.3%)	0.5 (17.5%)	0.8 (19.2%)	2.4 (47.6%)	3.9
12	Mr. Ramender Singh	RCS-302	26	0 (4.5%)	0 (0.7%)	0.2 (5.9%)	0.6 (16.1%)	3.6 (72.7%)	4.5

Session:: 2019-20odd Branch:: ITE Semester:: 5 Section:: A



S.No.	Faculty Name	Subject Code	No. Of Student	Poor	Average	Good	Very Good	Excellent	Feed Back
-------	--------------	--------------	----------------	------	---------	------	-----------	-----------	-----------



1	Mr. Ajay Kumar	AWS-501	15	0.2 (18.2%)	0 (0%)	0.1 (1.8%)	1 (25.5%)	2.7 (54.5%)	3.98
2	DR. Reenu	RAS-501	15	0 (0%)	0.2 (10.9%)	0.8 (27.3%)	0.3 (7.3%)	2.7 (54.5%)	4.05
3	Ms. Madhu Singh	RAS-502	15	0 (1.8%)	0.1 (7.3%)	1.2 (40%)	0.1 (3.6%)	2.4 (47.3%)	3.87
4	Ms. Nidhi Tyagi	RCS-501	15	0 (1.8%)	0.2 (9.1%)	0.1 (3.6%)	1 (25.5%)	3 (60%)	4.33
5	Mr. Abhilash	RCS-502	15	0.1 (7.3%)	0 (1.8%)	0.2 (7.3%)	1.3 (32.7%)	2.5 (50.9%)	4.18
6	Ms. Babli Kumari	RCS-503	15	0.1 (7.3%)	0.1 (3.6%)	0.2 (5.5%)	0.9 (23.6%)	3 (60%)	4.25
7	Mr. Abhilash	RCS-551	15	0.1 (7.3%)	0 (1.8%)	0.3 (10.9%)	1.3 (32.7%)	2.4 (47.3%)	4.11
8	Ms. Nidhi Tyagi	RCS-552	15	0 (1.8%)	0.2 (9.1%)	0.1 (3.6%)	1 (25.5%)	3 (60%)	4.33
9	Ms. Babli Kumari	RCS-553	15	0.1 (7.3%)	0.1 (3.6%)	0.2 (5.5%)	0.9 (23.6%)	3 (60%)	4.25
10	JONEY KUMAR	RCS-554	15	0.1 (9.1%)	0.1 (3.6%)	0.7 (23.6%)	0.1 (3.6%)	3 (60%)	4.02
11	JONEY KUMAR	RIT-E13	15	0.1 (10.9%)	0.1 (3.6%)	0.7 (21.8%)	0.3 (7.3%)	2.8 (56.4%)	3.95
12	Ms. Swati Sharma	SAP-501	15	0 (0%)	0.1 (3.6%)	0.3 (9.1%)	1.1 (27.3%)	3 (60%)	4.44

Session:: 2019-20odd Branch:: ITE Semester:: 7 Section:: A

S.No.	Faculty Name	Subject Code	No. Of Student	Poor	Average	Good	Very Good	Excellent	Feed Back
1	Mr. Satyam Shivam Sundaram	RCS-071	23	0 (0%)	0.7 (33.3%)	0 (0%)	0.1 (3%)	3.2 (63.6%)	3.97
2	MUKESH MISHRA	RCS-075	23	0 (0%)	0.7 (33.3%)	0.9 (30.3%)	0.2 (6.1%)	1.5 (30.3%)	3.33
3	Mr. Ajay Kumar	RCS-702	23	0 (0%)	0 (0%)	1 (33.3%)	0 (0%)	3.3 (66.7%)	4.33
4	Mr. Ajay Kumar	RCS-752	23	0 (0%)	0 (0%)	1 (33.3%)	0 (0%)	3.3 (66.7%)	4.33
5	Mr. Abhilash	RIT-701	23	0 (0%)	0 (0%)	0 (0%)	1.3 (33.3%)	3.3 (66.7%)	4.67
6	JONEY KUMAR	RIT-751	23	0 (0%)	0.7 (33.3%)	0.9 (30.3%)	0.1 (3%)	1.7 (33.3%)	3.36




7	Dr. Saumya Shah	ROE-071	23	0 (0%)	0.7 (33.3%)	1.1 (36.4%)	0 (0%)	1.5 (30.3%)	3.27
---	-----------------	---------	----	--------	-------------	-------------	--------	-------------	------

Session:: 2019-20odd Branch:: MEH Semester:: 3 Section:: A

S.No.	Faculty Name	Subject Code	No. Of Student	Poor	Average	Good	Very Good	Excellent	Feed Back
1	Mrs. Renu Sharma	KAS-301	14	0 (0%)	0 (0%)	0.5 (18.2%)	0.7 (18.2%)	3.2 (63.6%)	4.45
2	Dr. Pardeep Kumar	KME-301	14	0 (4.5%)	0.2 (9.1%)	0.3 (9.1%)	1.1 (27.3%)	2.5 (50%)	4.09
3	Mr. Piyush Gupta	KME-302	14	0 (0%)	0 (0%)	0 (0%)	1.5 (38.6%)	3.1 (61.4%)	4.61
4	Dr Naman Jain	KME-303	14	0.3 (25%)	0 (0%)	0.3 (9.1%)	1.4 (34.1%)	1.6 (31.8%)	3.48
5	Mr. Piyush Gupta	KME-351	14	0 (0%)	0 (0%)	0.1 (2.3%)	1.8 (45.5%)	2.6 (52.3%)	4.5
6	Dr Naman Jain	KME-352	14	0.3 (25%)	0 (0%)	0.2 (6.8%)	0.9 (22.7%)	2.3 (45.5%)	3.64
7	Durga Prasad	KNC-302	14	0.3 (29.5%)	0.4 (20.5%)	0.3 (11.4%)	0.5 (11.4%)	1.4 (27.3%)	2.86
8	Ms. Aditi Singh	KOE-038	14	0 (0%)	0.5 (22.7%)	0.6 (20.5%)	1.2 (29.5%)	1.4 (27.3%)	3.61

Session:: 2019-20odd Branch:: MEH Semester:: 3 Section:: B

S.No.	Faculty Name	Subject Code	No. Of Student	Poor	Average	Good	Very Good	Excellent	Feed Back
1	Mr.Mohoshin Mandal	KAS-301	16	0 (0%)	0 (0%)	0 (0%)	0 (0%)	5 (100%)	5
2	Dr. Y.M. Agarwal	KME-301	16	0 (0%)	0 (0%)	0 (0%)	0.7 (18.2%)	4.1 (81.8%)	4.82
3	Mr. Arun Uniyal	KME-302	16	0 (0%)	0 (0%)	0 (0%)	1.5 (36.4%)	3.2 (63.6%)	4.64
4	Dr. Sidharth Jain	KME-303	16	0.4 (36.4%)	0.5 (27.3%)	0.5 (18.2%)	0 (0%)	0.9 (18.2%)	2.36
5	Mr. Arun Uniyal	KME-351	16	0 (0%)	0 (0%)	0 (0%)	1.5 (36.4%)	3.2 (63.6%)	4.64




6	Dr. Sidharth Jain	KME-352	16	0.4 (36.4%)	0.5 (27.3%)	0.5 (18.2%)	0 (0%)	0.9 (18.2%)	2.36
7	Mr. Nitesh Kumar	KME-353	16	0 (0%)	0 (0%)	0.3 (9.1%)	0.7 (18.2%)	3.6 (72.7%)	4.64
8	Durga Prasad	KNC-302	16	0 (0%)	0 (0%)	0 (0%)	0.7 (18.2%)	4.1 (81.8%)	4.82
9	Mr. Arvind Kumar Pandey	KOE-038	16	0 (0%)	0 (0%)	0 (0%)	0 (0%)	5 (100%)	5

Session:: 2019-20odd Branch:: MEH Semester:: 5 Section:: C

S.No.	Faculty Name	Subject Code	No. Of Student	Poor	Average	Good	Very Good	Excellent	Feed Back
1	Ms. Babita Singh	RAS-501	18	0 (0%)	0.2 (9.1%)	0.8 (27.3%)	0.4 (9.1%)	2.7 (54.5%)	4.09
2	Mr. Rahul Tyagi	RME-051	18	0 (0%)	0 (0%)	0.3 (9.1%)	1.5 (36.4%)	2.7 (54.5%)	4.45
3	Mr. Usman Ali	RME-501	18	0.1 (9.1%)	1.1 (54.5%)	0.5 (18.2%)	0.7 (18.2%)	0 (0%)	2.45
4	Mr. pankaj Niranja	RME-502	18	0 (0%)	0 (0%)	0 (0%)	0 (0%)	5 (100%)	5
5	Mr. Mudit Sharma	RME-503	18	0 (0%)	0 (0%)	0 (0%)	4 (100%)	0 (0%)	4
6	Mr. Usman Ali	RME-551	18	0 (0%)	0 (0%)	3 (100%)	0 (0%)	0 (0%)	3
7	Mr. pankaj Niranja	RME-552	18	0 (0%)	0 (0%)	0 (0%)	0 (0%)	5 (100%)	5
8	Mr. Mudit Sharma	RME-553	18	0 (0%)	0 (0%)	0 (0%)	4 (100%)	0 (0%)	4
9	Mr. Rahul Sharma	RME-559	18	0 (0%)	0 (0%)	3 (100%)	0 (0%)	0 (0%)	3
10	MR. SANJAY KUMAR SONKER	RUC-501	18	0 (0%)	0 (0%)	3 (100%)	0 (0%)	0 (0%)	3

Session:: 2019-20odd Branch:: MEH Semester:: 7 Section:: A

S.No.	Faculty Name	Subject Code	No. Of Student	Poor	Average	Good	Very Good	Excellent	Feed Back
1	Mr. Santosh Kumar Rai	RME-071	16	0 (0%)	0 (0%)	0 (0%)	0 (0%)	5 (100%)	5
2	Mr. Madhur Kumar Dubey	RME-075	16	0 (0%)	0 (0%)	0 (0%)	0 (0%)	5 (100%)	5
3	Dr. Saumya Shah	RME-701	16	0 (0%)	0 (0%)	0 (0%)	0 (0%)	5 (100%)	5
4	Awani Bhushan	RME-702	16	0 (0%)	0 (0%)	0 (0%)	0 (0%)	5 (100%)	5
5	Dr. Saumya Shah	RME-751	16	0 (0%)	0 (0%)	0 (0%)	0 (0%)	5 (100%)	5
6	Awani Bhushan	RME-752	16	0 (0%)	0 (0%)	0 (0%)	0 (0%)	5 (100%)	5



7	Mr. Santosh Kumar Rai	RME-753	16	0 (0%)	0 (0%)	0 (0%)	0 (0%)	5 (100%)	5
8	Dr. Saumya Shah	RME-754	16	0 (0%)	0 (0%)	0 (0%)	0 (0%)	5 (100%)	5
9	Mr. Anupam Ratn	ROE-074	16	0 (0%)	0 (0%)	0 (0%)	4 (100%)	0 (0%)	4

Session:: 2019-20odd Branch:: MEH Semester:: 7 Section:: C

S.No.	Faculty Name	Subject Code	No. Of Student	Poor	Average	Good	Very Good	Excellent	Feed Back
1	Dr. Pardeep Kumar	RME-071	6	0.1 (13.6%)	0.1 (6.1%)	0.4 (12.1%)	1 (25.8%)	2.1 (42.4%)	3.77
2	Mr. Gaurang Deep	RME-075	6	0.1 (12.1%)	0.1 (6.1%)	0.6 (19.7%)	0.5 (13.6%)	2.4 (48.5%)	3.8
3	Dr. Tushar Jain	RME-701	6	0.1 (9.1%)	0.2 (12.1%)	0 (1.5%)	1.1 (27.3%)	2.5 (50%)	3.97
4	Deepak Mittal	RME-702	6	0.2 (18.2%)	0.2 (12.1%)	0.1 (3%)	1 (25.8%)	2 (40.9%)	3.59
5	Dr. Tushar Jain	RME-751	6	0.1 (12.1%)	0.2 (7.6%)	0.1 (4.5%)	1 (24.2%)	2.6 (51.5%)	3.95
6	Deepak Mittal	RME-752	6	0.2 (22.7%)	0.2 (9.1%)	0.1 (3%)	0.2 (6.1%)	3 (59.1%)	3.7
7	Mr. Anupam Ratn	ROE-074	6	0.1 (13.6%)	0.1 (6.1%)	0.2 (6.1%)	0.7 (18.2%)	2.8 (56.1%)	3.97

Session:: 2019-20odd Branch:: MCA Semester:: 1 Section:: A

S.No.	Faculty Name	Subject Code	No. Of Student	Poor	Average	Good	Very Good	Excellent	Feed Back
1	MR. MRAGANK SINGHAL	MCA-DHTML	14	0 (1.3%)	0 (0.6%)	0.2 (7.8%)	1 (24.7%)	3.3 (65.6%)	4.53
2	MS. VRINDA SHARMA	MCA-ENG1	14	0.3 (26.6%)	0.3 (13%)	0.5 (16.2%)	1 (24.7%)	1 (19.5%)	2.97
3	MR. ANKUR RASTOGI	MCA-SAP	14	0 (4.5%)	0.3 (16.9%)	0.3 (9.7%)	1.1 (28.6%)	2 (40.3%)	3.83
4	Ms. Ekta Tyagi	RCA-101	14	0.1 (13.6%)	0.1 (4.5%)	0.3 (10.4%)	1.3 (32.5%)	1.9 (39%)	3.79
5	Ms. Aruna	RCA-102	14	0 (1.9%)	0 (1.3%)	0.1 (2.6%)	1.1 (27.9%)	3.3 (66.2%)	4.55



6	MR. MRAGANK SINGHAL	RCA-103	14	0 (1.3%)	0 (1.9%)	0.4 (11.7%)	0.8 (20.1%)	3.2 (64.9%)	4.45
7	Ms. Neha Gupta	RCA-104	14	0.3 (28.6%)	0.1 (7.1%)	0.6 (18.8%)	1 (24%)	1.1 (21.4%)	3.03
8	Dr. Alka Chaudhary	RCA-105	14	0 (4.5%)	0.1 (3.9%)	0.3 (9.7%)	1.2 (30.5%)	2.6 (51.3%)	4.2
9	Dr. Alka Chaudhary	RCA-151	14	0 (3.2%)	0.1 (3.9%)	0.3 (11%)	1.1 (26.6%)	2.8 (55.2%)	4.27
10	MR. MRAGANK SINGHAL	RCA-152	14	0 (1.3%)	0 (1.9%)	0.3 (10.4%)	0.8 (20.8%)	3.3 (65.6%)	4.47

Session:: 2019-20odd Branch:: MCA Semester:: 3 Section:: A

S.No.	Faculty Name	Subject Code	No. Of Student	Poor	Average	Good	Very Good	Excellent	Feed Back
1	MS. VRINDA SHARMA	MCA-ENG3	16	0.1 (12.5%)	0.7 (33.5%)	0.8 (25%)	0.9 (22.7%)	0.3 (6.3%)	2.77
2	DR. VINAY KUMAR SINGHAL	MCA-WT	16	0 (0%)	0.2 (8.5%)	0.3 (11.4%)	1.5 (37.5%)	2.1 (42.6%)	4.14
3	MS. BEENA SACHAN	RCA-301	16	0 (0%)	0.1 (5.1%)	0.6 (21%)	1.1 (27.3%)	2.3 (46.6%)	4.15
4	DR. VINAY KUMAR SINGHAL	RCA-302	16	0 (0%)	0.1 (5.7%)	0.4 (13.6%)	1.7 (41.5%)	2 (39.2%)	4.14
5	MR. SYED NAUSHAD IMAM	RCA-303	16	0 (0.6%)	0 (0%)	0.3 (9.1%)	0.9 (22.2%)	3.4 (68.2%)	4.57
6	Ms. Neha Gupta	RCA-304	16	0.2 (17.6%)	0.1 (6.3%)	0.2 (8%)	0 (0.6%)	0.3 (5.1%)	2.18
7	MR. ANKUR RASTOGI	RCA-305	16	0.1 (8%)	0.4 (20.5%)	0.8 (25.6%)	1.3 (31.3%)	0.7 (14.8%)	3.24
8	MS. BEENA SACHAN	RCA-351	16	0 (0%)	0.1 (6.8%)	0.7 (22.2%)	1.4 (34.1%)	1.8 (36.9%)	4.01
9	MR. SYED NAUSHAD IMAM	RCA-352	16	0 (0.6%)	0 (0%)	0.3 (10.2%)	0.9 (22.7%)	3.3 (66.5%)	4.55
10	DR. K S MISHRA	RCA-A01	9	0 (1%)	0.3 (15.2%)	0.7 (24.2%)	1.3 (32.3%)	1.4 (27.3%)	3.7
11	Ms. Ekta Tyagi	MCA-C	5	0.4 (40%)	0.1 (3.6%)	0.1 (1.8%)	2.2 (54.5%)	0 (0%)	2.71

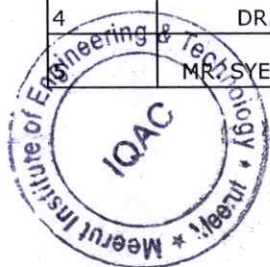


Session:: 2019-20odd Branch:: MCA Semester:: 3 Section:: B

S.No.	Faculty Name	Subject Code	No. Of Student	Poor	Average	Good	Very Good	Excellent	Feed Back
1	MS. VRINDA SHARMA	MCA-ENG3	19	0.1 (5.7%)	0.3 (16.3%)	1 (34%)	0.9 (23%)	1.1 (21.1%)	3.37
2	DR. VINAY KUMAR SINGHAL	MCA-WT	19	0 (0.5%)	0.1 (2.9%)	0.5 (15.3%)	0.9 (22.5%)	2.9 (58.9%)	4.36
3	MS. BEENA SACHAN	RCA-301	19	0 (0%)	0.1 (3.8%)	0.4 (12.9%)	0.9 (23.4%)	3 (59.8%)	4.39
4	DR. VINAY KUMAR SINGHAL	RCA-302	19	0 (0%)	0 (2.4%)	0.5 (17.2%)	0.9 (21.5%)	2.9 (58.9%)	4.37
5	MR. SYED NAUSHAD IMAM	RCA-303	19	0 (0.5%)	0 (1%)	0.1 (3.8%)	0.7 (17.7%)	3.9 (77%)	4.7
6	Ms. Neha Gupta	RCA-304	19	0.3 (25.4%)	0.1 (4.3%)	0.4 (12.9%)	0.2 (3.8%)	0.3 (6.2%)	2.26
7	MR. ANKUR RASTOGI	RCA-305	19	0 (0.5%)	0.3 (16.3%)	0.5 (15.3%)	0.9 (22%)	2.3 (45.9%)	3.97
8	MS. BEENA SACHAN	RCA-351	19	0 (0%)	0.2 (9.1%)	0.2 (6.2%)	1.4 (34.4%)	2.5 (50.2%)	4.26
9	MR. SYED NAUSHAD IMAM	RCA-352	19	0 (0%)	0 (0%)	0.1 (3.3%)	0.8 (20.1%)	3.8 (76.6%)	4.73
10	DR. K S MISHRA	RCA-A01	16	0 (0%)	0.1 (6.3%)	0 (0%)	1.1 (28.4%)	3.3 (65.3%)	4.53

Session:: 2019-20odd Branch:: MCA Semester:: 5 Section:: A

S.No.	Faculty Name	Subject Code	No. Of Student	Poor	Average	Good	Very Good	Excellent	Feed Back
1	MS. VRINDA SHARMA	MCA-ENG5	10	0.4 (40%)	0.2 (10.9%)	0.8 (28.2%)	0.4 (10%)	0.5 (10.9%)	2.41
2	DR. K S MISHRA	RCA-501	10	0.1 (7.3%)	0.1 (4.5%)	0.5 (16.4%)	0.4 (10.9%)	3 (60.9%)	4.14
3	Ms. Ekta Tyagi	RCA-502	10	0.1 (12.7%)	0.2 (10%)	1.1 (37.3%)	0.9 (23.6%)	0.8 (16.4%)	3.21
4	DR. K S MISHRA	RCA-551	10	0.1 (9.1%)	0.1 (2.7%)	0.5 (18.2%)	0.3 (8.2%)	3.1 (61.8%)	4.11
	MR. SYED NAUSHAD IMAM	RCA-552	10	0 (0%)	0 (0%)	0.4 (13.6%)	0.9 (23.6%)	3.1 (62.7%)	4.49



6	MR. ANKUR RASTOGI	RCA-E21	10	0.1 (11.8%)	0.4 (19.1%)	0.5 (17.3%)	0.8 (20%)	1.6 (31.8%)	3.41
7	DR. VINAY KUMAR SINGHAL	RCA-E45	10	0 (0%)	0.3 (13.6%)	0.8 (26.4%)	1.1 (28.2%)	1.6 (31.8%)	3.78
8	MR. MRAGANK SINGHAL	RCAE-31	10	0.1 (5.5%)	0.2 (8.2%)	0.6 (20.9%)	0.9 (23.6%)	2.1 (41.8%)	3.88

Session:: 2019-20odd Branch:: MBA Semester:: 1 Section:: A

S.No.	Faculty Name	Subject Code	No. Of Student	Poor	Average	Good	Very Good	Excellent	Feed Back
1	Ms. Aruna	KMB-101	20	0 (0%)	0 (0%)	0 (0%)	1.1 (27.3%)	3.6 (72.7%)	4.73
2	Komal Sharma	KMB-102	20	0 (0%)	0 (0%)	0 (0%)	0 (0%)	5 (100%)	5
3	Dr. Sandeep Kapoor	KMB-103	20	0 (0%)	0 (0%)	0 (0%)	0 (0%)	5 (100%)	5
4	Hemant Purohit	KMB-104	20	0 (0%)	0 (0%)	3 (100%)	0 (0%)	0 (0%)	3
5	NAVNEESH TYAGI	KMB-105	20	0 (0%)	0 (0%)	0 (0%)	4 (100%)	0 (0%)	4
6	Dr. Vaishali Goel	KMB-106	20	0 (0%)	0 (0%)	0 (0%)	0 (0%)	5 (100%)	5
7	SHADMA SHAHID	KMB-107	20	0 (0%)	0 (0%)	0 (0%)	1.5 (36.4%)	3.2 (63.6%)	4.64
8	Mr. Umang Rastogi	KMB-108	20	0 (0%)	0 (0%)	3 (100%)	0 (0%)	0 (0%)	3

Session:: 2019-20odd Branch:: MBA Semester:: 1 Section:: C

S.No.	Faculty Name	Subject Code	No. Of Student	Poor	Average	Good	Very Good	Excellent	Feed Back
1	Ms. Aruna	KMB-101	18	0 (0%)	0 (0%)	0 (0%)	0 (0%)	5 (100%)	5
2	Komal Sharma	KMB-102	18	0 (0%)	0 (0%)	0 (0%)	0 (0%)	5 (100%)	5
3	Dr. Sandeep Kapoor	KMB-103	18	0 (0%)	0 (0%)	0 (0%)	0.4 (9.1%)	4.5 (90.9%)	4.91
4	Hemant Purohit	KMB-104	18	1 (100%)	0 (0%)	0 (0%)	0 (0%)	0 (0%)	1
5	NAVNEESH TYAGI	KMB-105	18	0.3 (27.3%)	0.7 (36.4%)	0.5 (18.2%)	0 (0%)	0.9 (18.2%)	2.45
6	Dr. Vaishali Goel	KMB-106	18	0 (0%)	0 (0%)	0 (0%)	0 (0%)	5 (100%)	5
7	Ms. Ritika Mukherjee	KMB-107	18	0 (0%)	0 (0%)	0 (0%)	0 (0%)	5 (100%)	5
8	Mr. Umang Rastogi	KMB-108	18	0.1 (9.1%)	0.5 (27.3%)	0 (0%)	0 (0%)	3.2 (63.6%)	3.82




Session:: 2019-20odd Branch:: MBA Semester:: 3 Section:: A

S.No.	Faculty Name	Subject Code	No. Of Student	Poor	Average	Good	Very Good	Excellent	Feed Back
1	Anant Lakshendra	KMB-301	18	0.2 (18.2%)	0.2 (9.1%)	0.7 (22.7%)	0 (0%)	2.5 (50%)	3.55
2	PRIYANKA DALMIA	KMB-302	18	0.1 (9.1%)	0.5 (27.3%)	0.4 (13.6%)	0 (0%)	2.5 (50%)	3.55
3	Dr. Vaishali Goel	KMB-IB01	18	0 (0%)	0 (0%)	0 (0%)	0 (0%)	5 (100%)	5
4	Anant Lakshendra	KMB-IB02	18	0 (0%)	1 (50%)	0 (0%)	0 (0%)	2.5 (50%)	3.5
5	Mr. Rocky Sachan	KMB-MK01	18	0 (0%)	0 (0%)	0 (0%)	4 (100%)	0 (0%)	4
6	SHADMA SHAHID	KMB-MK02	18	0 (0%)	0 (0%)	0 (0%)	0 (0%)	5 (100%)	5
7	DR. S. Ramachandaran	KMB-MK03	18	0 (0%)	0 (0%)	0 (0%)	0 (0%)	5 (100%)	5
8	Komal Sharma	KMB-FM01	18	0 (0%)	0 (0%)	0 (0%)	0 (0%)	5 (100%)	5
9	Nishtha	KMB-FM03	18	0 (0%)	0 (0%)	0 (0%)	4 (100%)	0 (0%)	4
10	Ms. Babita Singh	KMB-HR01	18	0 (0%)	0 (0%)	0 (0%)	4 (100%)	0 (0%)	4
11	UPASANA GUPTA	KMB-HR02	18	0 (0%)	0 (0%)	3 (100%)	0 (0%)	0 (0%)	3
12	PRIYANKA DALMIA	KMB-HR03	18	0 (0%)	0.9 (45.5%)	1.6 (54.5%)	0 (0%)	0 (0%)	2.55

Session:: 2019-20odd Branch:: MBA Semester:: 3 Section:: B

S.No.	Faculty Name	Subject Code	No. Of Student	Poor	Average	Good	Very Good	Excellent	Feed Back
1	Anant Lakshendra	KMB-301	12	0 (0%)	0.5 (27.3%)	0.1 (3%)	1.3 (33.3%)	1.8 (36.4%)	3.79
2	PRIYANKA DALMIA	KMB-302	12	0 (0%)	0.7 (33.3%)	0.6 (21.2%)	0.5 (12.1%)	1.7 (33.3%)	3.45
3	Ms. Babita Singh	KMB-HR01	12	0 (0%)	0 (0%)	0.5 (18.2%)	1.9 (48.5%)	1.7 (33.3%)	4.15
4	UPASANA GUPTA	KMB-HR02	12	0 (0%)	0.7 (33.3%)	0.6 (21.2%)	0.5 (12.1%)	1.7 (33.3%)	3.45
5	PRIYANKA DALMIA	KMB-HR03	12	0 (0%)	0.5 (22.7%)	0.8 (27.3%)	0 (0%)	2.5 (50%)	3.77
6	Anant Lakshendra	KMB-IB02	12	0.5 (50%)	0 (0%)	0 (0%)	0 (0%)	2.5 (50%)	3
7	SHADMA SHAHID	KMB-MK02	12	1 (95.5%)	0.1 (4.5%)	0 (0%)	0 (0%)	0 (0%)	1.05
8	DR. S. Ramachandaran	KMB-MK03	12	0.5 (50%)	1 (50%)	0 (0%)	0 (0%)	0 (0%)	1.5
9	Komal Sharma	KMB-FM01	12	0 (0%)	0 (0%)	0 (0%)	0 (0%)	5 (100%)	5



10	DR. Reenu	KMB-FM02	12	0 (0%)	0 (0%)	0 (0%)	0 (0%)	5 (100%)	5
11	Nishtha	KMB-FM03	12	0 (0%)	0 (0%)	0 (0%)	0 (0%)	5 (100%)	5
12	Mr. Rocky Sachan	KMB-MK01	12	0 (0%)	0 (0%)	3 (100%)	0 (0%)	0 (0%)	3



S.No.	Characteristic
1	Curriculum and Syllabi of the Courses
2	Usage of teaching aids and ICT in the class by faculty to facilitate teaching
3	Punctuality & Regularity in the Class
4	Command in subject
5	Progress & coverage of syllabus
6	Delivery of structured lecture i.e topics are covered sequentially and in planned manner
7	Communication skills
8	Class control
9	Skill of linking subject to life experience & creating interest in the subject
10	Quality of assignments & study material
11	Shares the answers of class tests or sessional test questions after the conduct of the class tests/sessional tests.
12	Fairness in the assessment processes (Sessional exams Quiz, Assignments, etc.)
13	Opportunities for out of class room learning (guest lectures, seminars, Content beyond the syllabus)
14	Helps students in realizing their strengths, developmental needs and career goals
15	Overall Learning Experience



Meerut Institute of Engineering and Technology, Meerut

Action Taken Report- 2019-20

Concerns Received	Action Taken
Add on more training programs. Do collaborate with companies, try to bring core companies more	More training programs are added after receiving feedback from employer in time table with regular curriculum.
there should be at least one lecture for sports every day	Sports activities are conducted on Saturdays.
should focus on training regarding department rather than teaching	Trainings programs are added in time table with regular curriculum.
There should be summer trainings of placements at the start of first year.	As per AKTU scheme, there is summer training after first year.
rather just focusing on learning, more focus should be on practicality and discipline in the campus is one thing that most has to be taken care of	Practical trainings are there with the theoretical classes. Feedbacks are discussed with HoDs and ask to discuss with faculty members.
more coding practice session must be including rather than theory knowledge	Coding classes will be included in time table as IOPs.
library and study level has to be increased and placement too	Libraries and placement activities are conducted on Saturdays
provide training industrial demand technologies according to	Industrial trainings are in place as per AKTU scheme.
1. college needs to be more focused on sports facilities for students there is no cricket, football ground 2. their should be atleast 2 games periods in a week for every year	Sports activities are conducted on Saturdays.
please focus more on developing the skills of students rather than taking theory classes 24*7	Skill programs will be added in the time table.
increase the time of issuing of library books	Time will increase and same is communicated to library.
every department should have its own librerary in its building rather than the central library	Departmental library is in place.
core company placement are nill (we expect some good company) but instead get MBA, or 10k salary company which we can also get own our own	Feedback is shared with placement cell.


Dr. Mayank Garg
 Director, MIET, Meerut
